

BERKELEY® MS Series

Stainless steel, 5 and 7 GPM TrimLine™



Precision-engineered, high-quality, rugged Stainless Steel Series Pumps deliver efficient, dependable performance even in rough, aggressive water.

The TrimLine™ 5 and 7 GPM Series Pumps are 3-3/4" maximum O.D. Heads to 1,150 feet and capacities to 10.5 GPM. Built to deliver long-term, trouble-free service. Floating impeller design resists sand and reduces sand locking. These pumps feature the proven SignaSeal™ staging system.

APPLICATIONS

Water systems...for residential, industrial, commercial, multiple housing and farm use.

SPECIFICATIONS

Shell: Stainless steel

Discharge: Stainless steel

Discharge Bearing: Nylatron®

Intermediate Bearing: (On larger units) polycarbonate, nitrile rubber and stainless steel

Impellers: Acetal

Diffusers: Polycarbonate

Suction Caps: Polycarbonate with stainless steel insert

Thrust Pads: Proprietary spec.

Shaft and Coupling: Stainless steel

Intake: Stainless steel

Intake Screen: Stainless steel

Cable Guard: Stainless steel

Agency Listings: CSA

Check Valve: Acetal

FEATURES

Proven Staging System: Our proven SignaSeal staging system incorporates a harder-than-sand ceramic wear surface that when incorporated with our floating impeller design, greatly reduces problems with abrasives, sand lock-up and running dry.

Discharge: Corrosion-resistant 300 grade stainless steel for durability in aggressive water. Large octagon wrench area for ease of installation.

Discharge Bearing: Exclusive self-lubricating Nylatron bearing resists wear from sand.

Intake: Corrosion-resistant 300 grade stainless steel for durability in aggressive water.

Shaft: Positive drive from 7/16" hexagonal heavy-duty 300 grade stainless steel.

Coupling: Stainless steel press fit to pump shaft. Couples to all standard NEMA motors.

Shell: Heavy-walled corrosion-resistant 300 grade stainless steel. Threaded for easy servicing.

Hardware: All screws, washers and nuts are corrosion-resistant 300 grade stainless steel.

Check Valve: Durable internal spring-loaded check valve.

Cable Guard: Corrosion-resistant stainless steel guard protects motor leads. Tapered ends prevent pump from catching on well.

Intake Screen: Corrosion-proof stainless steel.

Pentek® XE Series™ Motor: 2 and 3 wire NEMA standard all stainless construction water-filled motors.

POWERED BY
PENTEK®



Pentair trademarks and logos are owned by Pentair plc or its affiliates. All other third party registered and unregistered trademarks and logos are the property of their respective owners.

BERKELEY® MS Series

Stainless steel, 5 and 7 GPM TrimLine™

GPM	MOTOR TYPE	HP	STGS.	PH†	VOLT	ASSEMBLED PUMP			PUMP END			MOTOR		CONTROL BOX	
						CATALOG NUMBER	LENGTH IN.*	WEIGHT LBS.*	CATALOG NUMBER	LENGTH IN.*	WEIGHT LBS.*	CATALOG NUMBER	WEIGHT LBS.*	CATALOG NUMBER	WEIGHT LBS.*
5	2 WIRE	1/2	14	1	115	B5P4MS05121	28	28	L5P4CMGS	18	12	P42B0005A1	19		
		1/2	14	1	230	B5P4MS05221	28	28	L5P4CMGS	18	12	P42B0005A2	19		
		3/4	19	1	230	B5P4MS07221	33	34	L5P4DMGS	22	15	P42B0007A2	23		
		1	22	1	230	B5P4MS10221	37	39	L5P4EMGS	26	17	P42B0010A2	25		
		1-1/2	30	1	230	B5P4MS15221	47	51	L5P4FMGS	32	21	P42B0015A2	29		
	3 WIRE	1/2	13	1	115	B5P4MS05131	27-1/2	28	L5P4CMGS	18	12	P43B0005A1	19	SMC-IR0511	4
		1/2	14	1	230	B5P4MS05231	28	28	L5P4CMGS	18	12	P43B0005A2	18	SMC-CR0521	4
		3/4	19	1	230	B5P4MS07231	33	34	L5P4DMGS	22	15	P43B0007A2	21	SMC-CR0721	4
		1	22	1	230	B5P4MS10231	38	39	L5P4EMGS	26	17	P43B0010A2	23	SMC-CR1021	4
		1-1/2	30	1	230	B5P4MS15231	46	48	L5P4FMGS	32	21	P43B0015A2	27	SMC-CR1521	7
		1-1/2	30	3	230				L5P4FMGS	32	21	P43B0015A3	23		
		1-1/2	30	3	460				L5P4FMGS	32	21	P43B0015A4	23		
		2	38	1	230				L5P4GMGS	37-3/4	25	P43B0020A2	31	SMC-CR2021	7
		2	38	3	230				L5P4GMGS	37-3/4	25	P43B0015A3	23		
2	38	3	460				L5P4GMGS	37-3/4	25	P43B0015A4	23				
7	2 WIRE	1/2	11	1	115	B7P4MS05121	26	27	L7P4CMGS	16	11	P42B0005A1	19		
		1/2	11	1	230	B7P4MS05221	26	27	L7P4CMGS	16	11	P42B0005A2	19		
		3/4	15	1	230	B7P4MS07221	30	32	L7P4DMGS	19	13	P42B0007A2	23		
		1	18	1	230	B7P4MS10221	34	37	L7P4EMGS	22	15	P42B0010A2	25		
		1-1/2	22	1	230	B7P4MS15221	43	47	L7P4FMGS	28	17	P42B0015A2	29		
	3 WIRE	1/2	10	1	115	B7P4MS05131	25-1/2	27	L7P4CMGS	16	11	P43B0005A1	19	SMC-IR0511	4
		1/2	11	1	230	B7P4MS05231	26	27	L7P4CMGS	16	11	P43B0005A2	18	SMC-CR0521	4
		3/4	15	1	230	B7P4MS07231	30	32	L7P4DMGS	19	13	P43B0007A2	21	SMC-CR0721	4
		1	18	1	230	B7P4MS10231	34	37	L7P4EMGS	22	15	P43B0010A2	23	SMC-CR1021	4
		1-1/2	22	1	230	B7P4MS15231	42	44	L7P4FMGS	28	17	P43B0015A2	27	SMC-CR1521	7
		1-1/2	22	3	230				L7P4FMGS	27-1/4	17	P43B0015A3	23		
		1-1/2	22	3	460				L7P4FMGS	27-1/4	17	P43B0015A4	23		
		2	28	1	230				L7P4GMGS	32-1/2	20	P43B0020A2	31	SMC-CR2021	7
		2	28	3	230				L7P4GMGS	32-1/2	20	P43B0020A3	27		
		2	28	3	460				L7P4GMGS	32-1/2	20	P43B0020A4	27		
		3	36	1	230				L7P4HMGS	39-1/2	24	P43B0030A2	37	SMC-CR3021	8
		3	36	3	230				L7P4HMGS	39-1/2	24	P43B0030A3	37		
		3	36	3	460				L7P4HMGS	39-1/2	24	P43B0030A4	37		

†For all Pentek XE series three-phase motor options, see page 65.

*Length and Weight are approximate.

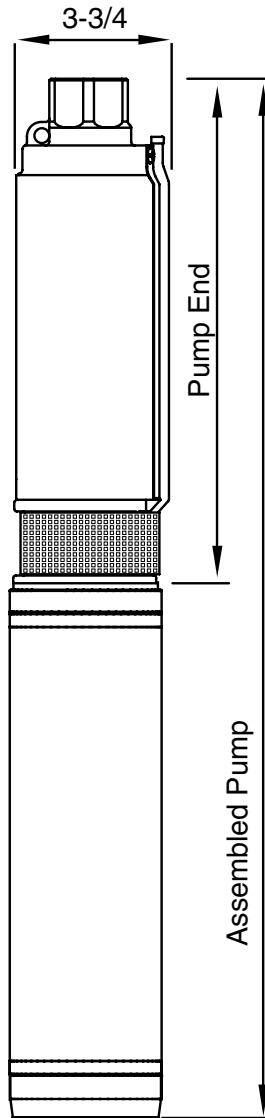
TrimLine™ version maximum outside diameter is 3-3/4". Standard version maximum outside diameter is 3-7/8".

NOTE: Motor, Control Box or Magnetic Starter must be ordered separately, if ordering pump end only. Discharge NPT is 1-1/4".

BERKELEY® MS Series

Stainless steel, 5 and 7 GPM TrimLine™

OUTLINE DIMENSIONS



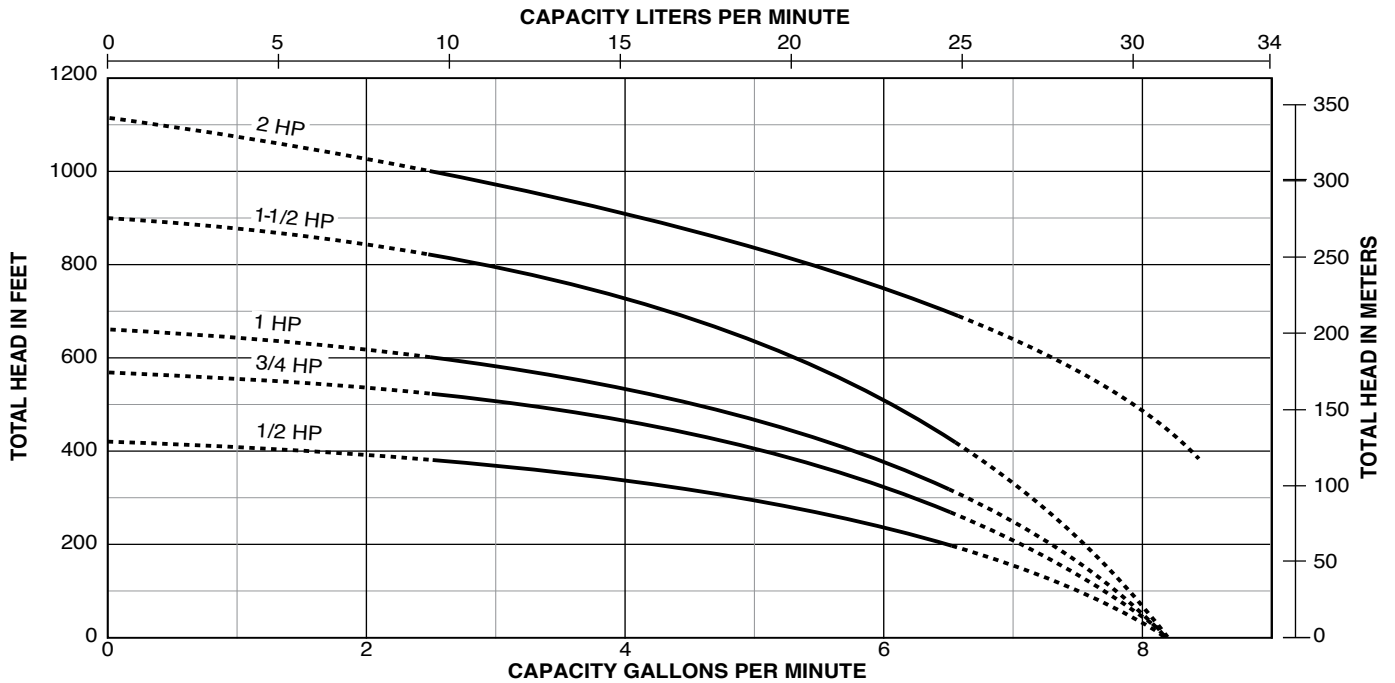
DISCHARGE	
5 GPM	1-1/4" NPT
7 GPM	1-1/4" NPT

For dimensions, refer to Ordering Information table.
Dimensions (in inches) are for estimating purposes only.

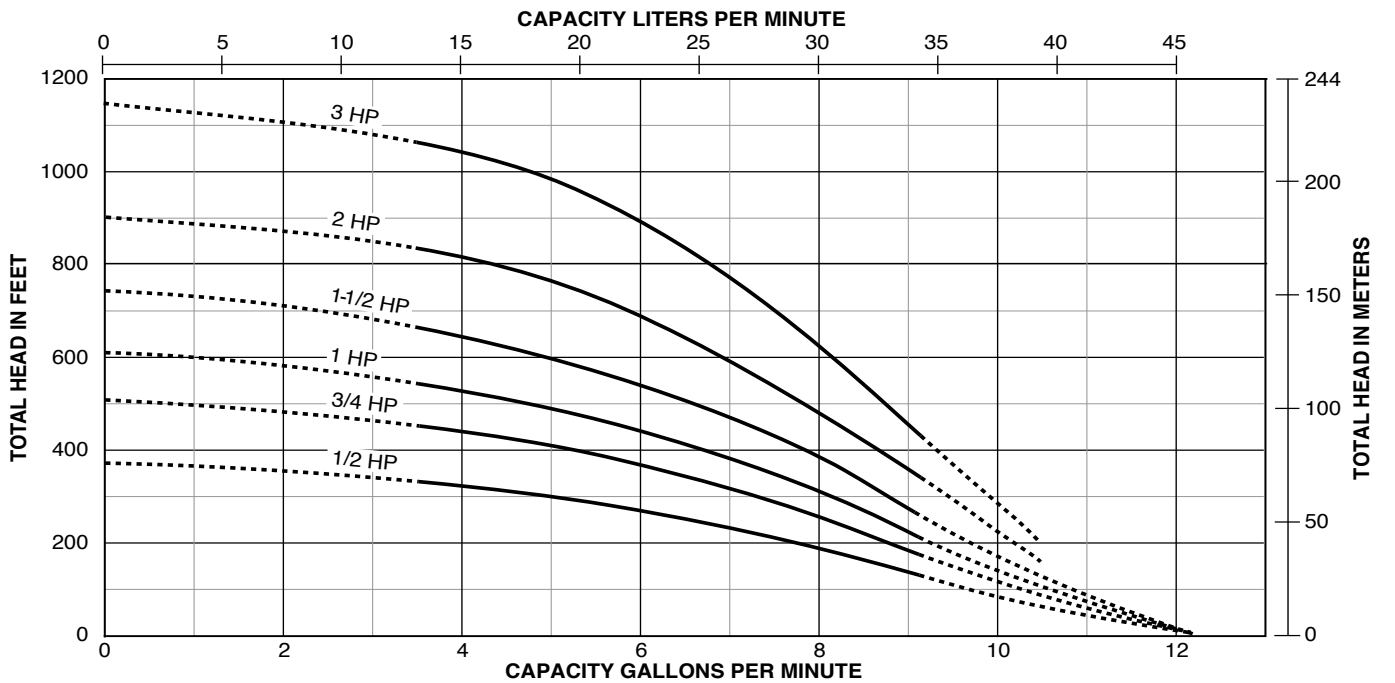
BERKELEY® MS Series

Stainless steel, 5 and 7 GPM TrimLine™

PUMP PERFORMANCE: 5 GPM



PUMP PERFORMANCE: 7 GPM



Tested and rated in accordance with Water Systems Council Standards.

NOTE: Pumps installed with a Pro-Source® tank require a 100 PSI relief valve. Pumps installed with a conventional tank require a 75 PSI relief valve. Relief valve must be capable of relieving entire flow of pump at relief pressure.



US: 293 WRIGHT STREET, DELAVAN, WI 53115 WWW.BERKELEYPUMPS.COM PH: 888-782-7483 ORDERS FAX: 800-426-9446
CANADA: 490 PINEBUSH ROAD, UNIT 4, CAMBRIDGE, ONTARIO N1T 0A5 PH: 800-363-7867 ORDERS FAX: 888-606-5484
Because we are continuously improving our products and services, Pentair reserves the right to change specifications without prior notice.