

382B SERIES

Single Stage Vertical In-Line Pumps



MODEL 382B | Close-Coupled



MODEL 382B | Split-Coupled



BACKED BY A CENTURY OF INNOVATION

NSF372
CERTIFIED

Patented jacking mechanism allows for easy seal changes

This unique feature simplifies seal replacement for a one-person operation and eliminates the need for an external pry bar.

Split-coupled version only



Pentair Aurora® 382B Series pumps deliver exceptional performance in a compact, durable build. With shared hydraulic parts, premium materials, and efficiency standards that exceed U.S. Department of Energy compliances, 382B pumps deliver next-level performance for your water movement needs.

382B SERIES

Single Stage Vertical In-Line Pumps



Max Flow
12,000 GPM (2,725 M³/HR)

Max Head
370 FT (112 M)

Max Temp
275°F (135°C)

FLEXIBILITY

- ◆ Close-coupled and split-coupled configurations
- ◆ Mounts directly to in-line piping
- ◆ Shared hydraulic parts with Aurora 3800 End Suction
- ◆ Brackets accommodate common C-Face NEMA®-configured motors¹
- ◆ Easy-service patented seal replacement mechanism¹
- ◆ NSF372 listed for potable water²

DURABILITY

- ◆ Ductile iron ASTM A536 casings
- ◆ 316 stainless steel impellers and shaft sleeves
- ◆ Stainless steel ASTM A582 Type 416 shaft
- ◆ 303 stainless steel mechanical seal with Buna-N®, ceramic and carbon build
- ◆ Stable pump base²

RELIABILITY

- ◆ Working pressures up to 290 PSI^{2,3}
- ◆ Factory hydrostatic test as a standard
- ◆ Wear rings for casings, brackets/seal plates, and impellers⁴
- ◆ Outside balanced seal¹
- ◆ Multiple mechanical sealing options for temps up to 275°F²
- ◆ Certified hydrostatic performance testing²

APPLICATIONS

- ◆ HVAC
- ◆ Boosting
- ◆ Chilled and hot water
- ◆ Industrial
- ◆ Municipal

¹ Split-coupled only


² Optional

³ Refer to factory

⁴ 14-inch and larger impellers only



MODEL 382B | Close-Coupled




MODEL 382B | Split-Coupled

PUMP FEATURES

AURORA 382B SPLIT-COUPLED AND CLOSE-COUPLED IN-LINE PUMPS

SINGLE SUCTION PUMP



Meets Department of Energy (DOE) 2020
Standards for Pumps: Final Rule

Patented jacking mechanism¹

Eliminates the need for an extra technician.

Ductile iron casings

Allows for higher working pressures and a longer overall pump life.

Standard C-Face motor²

Enables low noise level pump operation.

Back pullout casing

Includes in-line suction and discharge.

Dynamically balanced stainless steel impeller

Enclosed, keyed, and secured to the shaft extension with gaskets to help prevent leakage.

Stainless steel shaft¹

Designed for minimal deflection.

Carbon ceramic mechanical seal

Uses 303 stainless steel parts and Buna-N[®] flexible elastomers to help maximize uptime.

Factory hydrostatic testing

Guarantees casting seal integrity.

Relief line

Ensures adequate seal chamber venting and seal face lubrication.

Smooth suction passage vortex breaker

Helps minimize pre-rotation.

Single or double volute discharge

Minimizes side load on shaft to extend mechanical seal life.

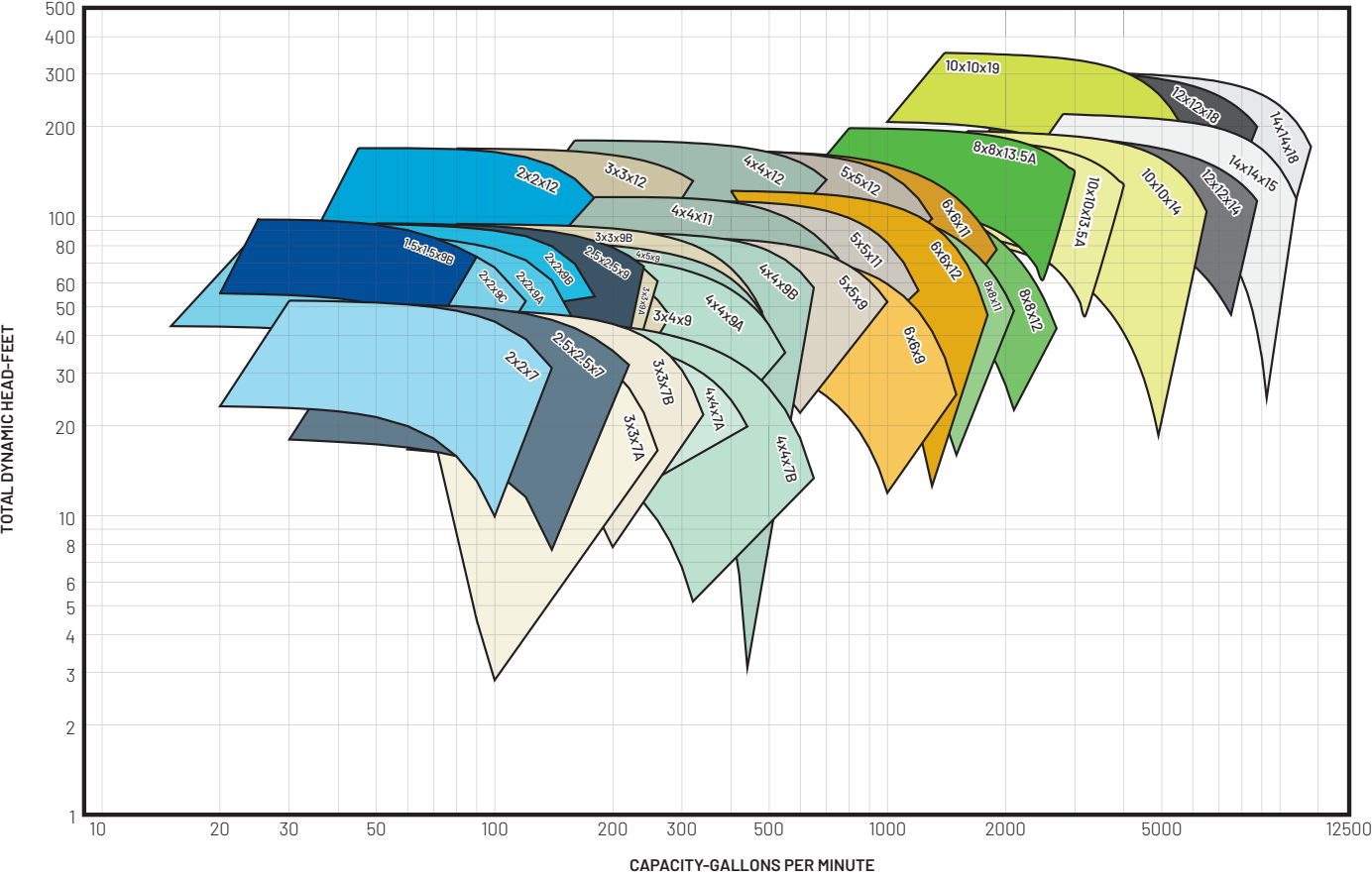
Double Suction models also available

¹Split-Coupled version only

²Split-Coupled version only, Close-Coupled use JM/JP motors

PUMP PERFORMANCE

1800 RPM, 60 HZ RANGE CHART



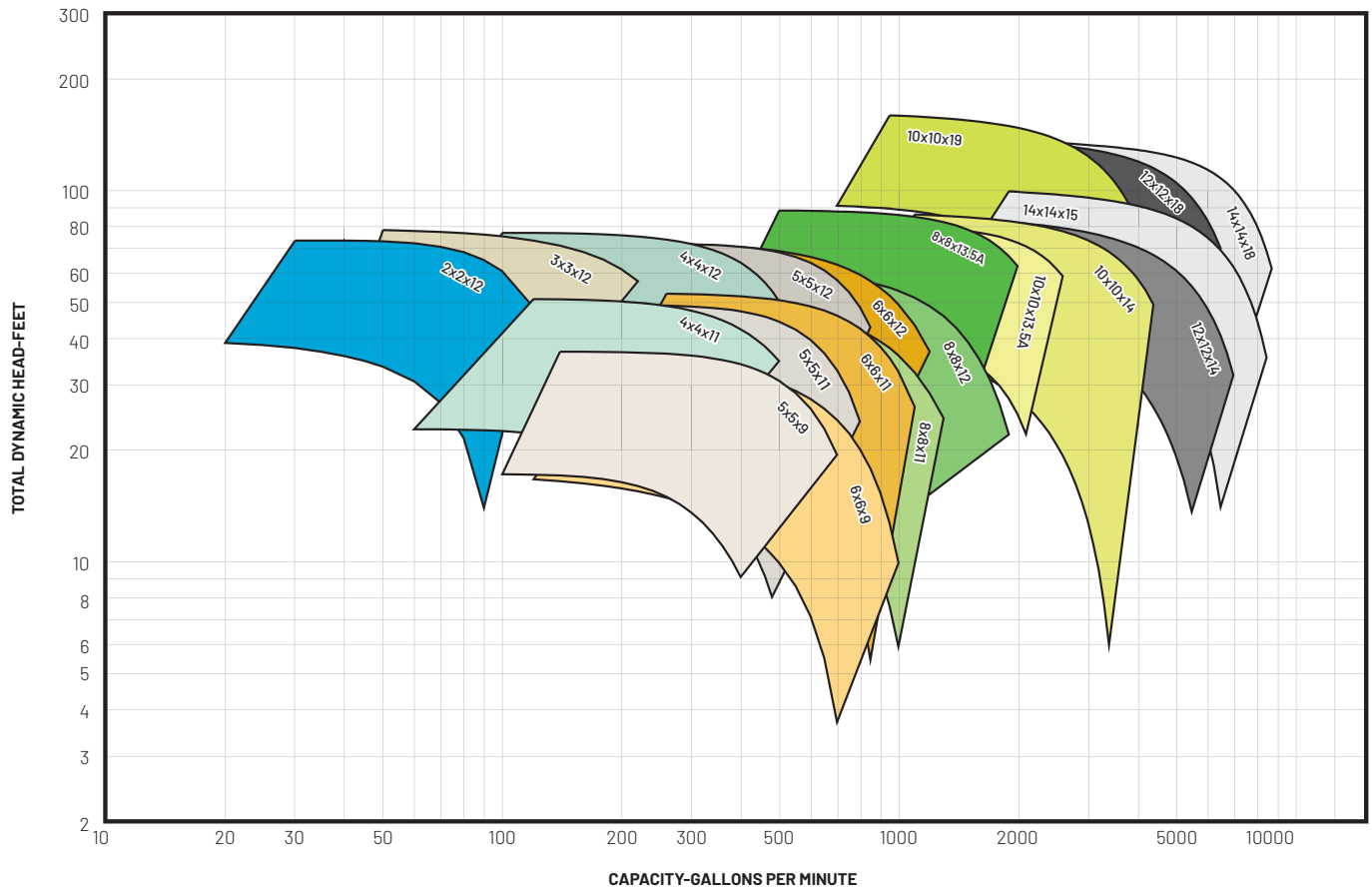
1800 RPM PUMP APPLICATIONS:

- ◆ Majority of heating/chilled/condenser water projects
- ◆ Central plant heating and chilled water systems
- ◆ Secondary heating/cooling loop applications

Reference only: For the most current information, refer to the Pentair Encompass Pump Selection Tool (pentair.com/encompass).

PUMP PERFORMANCE

1200 RPM, 60 HZ RANGE CHART



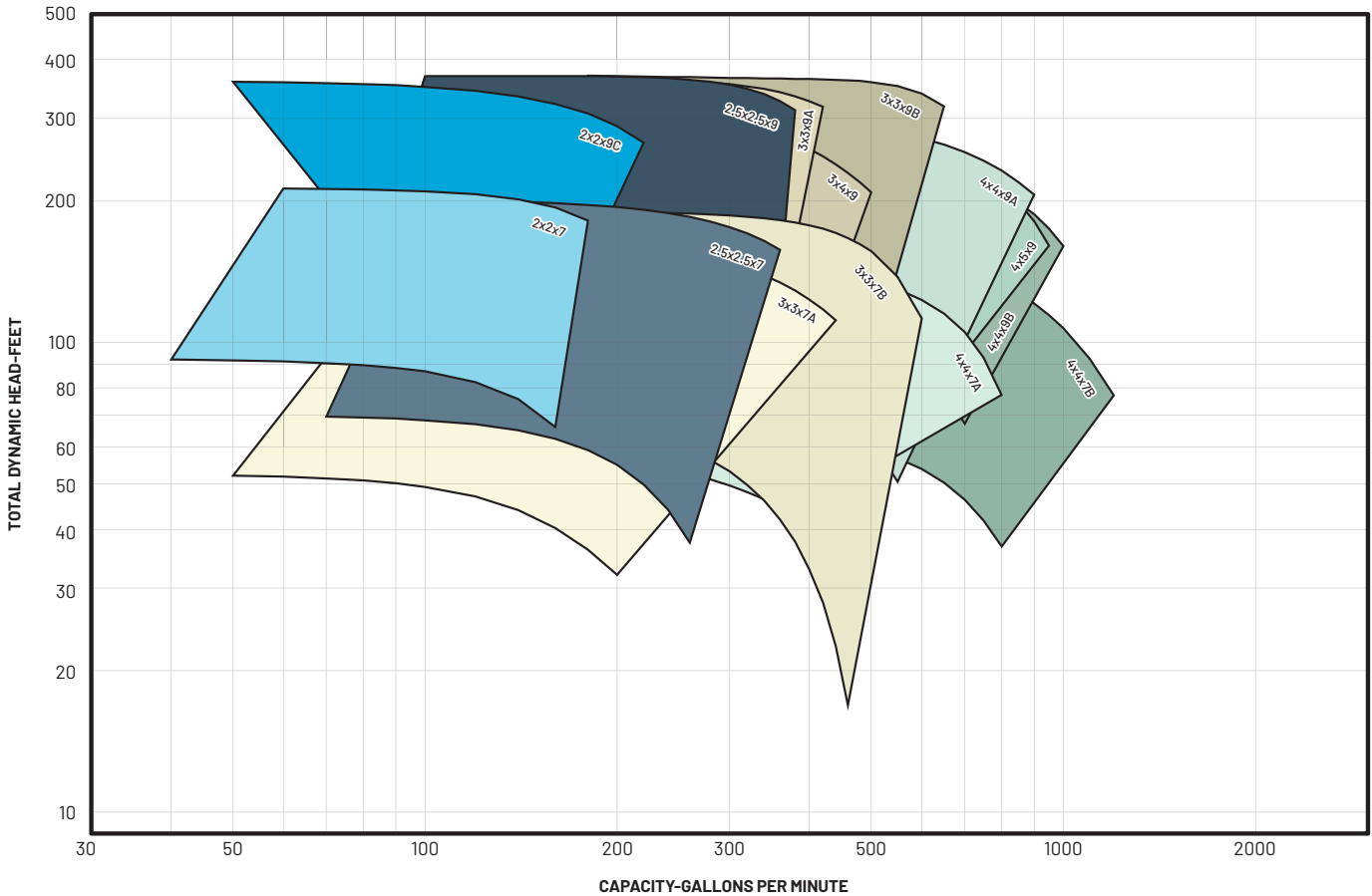
1200 RPM PUMP APPLICATIONS:

- ◆ High flow/low head applications
- ◆ Condenser water systems
- ◆ Primary heating/cooling loop applications

Reference only: For the most current information, refer to the Pentair Encompass Pump Selection Tool (pentair.com/encompass).

PUMP PERFORMANCE

3600 RPM, 60 HZ RANGE CHART



3600 RPM PUMP APPLICATIONS:

- ◆ Low flow/high head heating/chilled/condenser water applications
- ◆ Pressure boosting
- ◆ High-rise buildings

LIFECYCLE SUPPORT FOR YOUR PUMP

When it's time to service your pump equipment with replacement parts, there's no room to gamble on unknown suppliers. We carry thousands of genuine OEM parts tailored to Pentair pumps and ready to ship quickly.

HYDRONIC ACCESSORIES

Get the most out of your system with a wide range of hydronic accessories that can help boost performance and reliability.

Learn more at pentair.com/pumpcare

Reference only: For the most current information, refer to the Pentair Encompass Pump Selection Tool (pentair.com/encompass).

YOUR PUMP PARTNER FOR THE WHOLE BUILDING


PROTECTING LEGACIES LIKE YOURS
FOR MORE THAN A CENTURY

Our extensive pump portfolio, crafted with a tradition of quality and excellence, has countless applications in commercial buildings.

Whether it's fire suppression for safety or HVAC and boosting applications for comfort, your building is covered with dynamic water movement solutions that fit your needs.

No matter where it's used, you can trust that your pump is backed by a dedicated team providing unwavering support throughout its lifetime. Because every decision counts when selecting pump equipment that protects your building and the people inside.

Scan the QR code or visit pentair.com/aurora to learn more.



EXPLORE OUR
PUMP PORTFOLIO

FIRE SUPPRESSION • HVAC • PRESSURE BOOSTING



800 Airport Road | North Aurora, Illinois, USA, 60542 | Ph: 630.859.7000 | pentair.com/aurora

NEMA® is the registered trademark and service mark of the National Electrical Manufacturers Association.
Buna N® is the registered trademark of Pittway Corporation, Chicago.
NSF® is a registered trademark of NSF International.

All indicated Pentair trademarks and logos are property of Pentair.
Third party registered and unregistered trademarks and logos are the property of their respective owners.