


















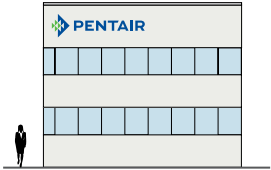
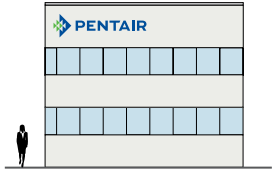
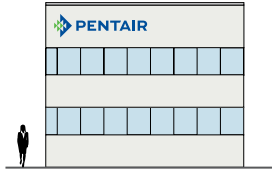
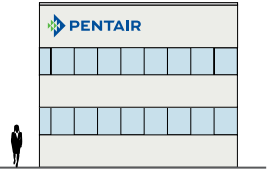
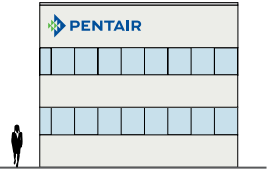
**PENTAIR**

# BRAND STANDARDS

January 2021 v1.0



## 8.0 FACILITIES SIGNAGE

SIGNAGE FAMILY ARCHETYPES	CORPORATE HEADQUARTERS	FACILITIES <ul style="list-style-type: none"> <li>• Manufacturing (Multiple Brands)</li> <li>• Sales and Distribution</li> <li>• Sales, Service and Distribution</li> <li>• Testing</li> </ul>	SERVICE CENTERS	ENGINEERING DESIGN CENTERS (No Brands)	MANUFACTURING FACILITIES (Single Brand)
DOOR	 <p>Pentair Logo</p>	 <p>Pentair Logo + Operations</p>	 <p>Pentair Logo + Service Center</p>	 <p>Pentair Logo + Engineering Design Center</p>	 <p>Pentair Logo + Platform or Product Line</p>
LOBBY	 <p>Pentair Logo</p>	 <p>Pentair Logo</p>	 <p>Pentair Logo</p>	 <p>Pentair Logo</p>	 <p>Pentair Logo</p>
MONUMENT	 <p>Pentair Logo</p>	 <p>Pentair Logo + Operations</p>	 <p>Pentair Logo + Service Center</p>	 <p>Pentair Logo + Engineering Design Center</p>	 <p>Pentair Logo + Platform or Product Line</p>
BUILDING	 <p>Pentair Logo</p>	 <p>Pentair Logo</p>	 <p>Pentair Logo</p>	 <p>Pentair Logo</p>	 <p>Pentair Logo</p>

## PENTAIR LOGO

To ensure maximum impact, the Pentair Logo should always stand out from other graphic elements. The immediate area surrounding the Pentair Logo has been defined as “clear space,” which should be kept clear of other graphic elements.

**Important Note:** For advice and guidance on unique applications of the Pentair Logo, contact your Assigned Brand Council Member.

## CLEAR SPACE & ALIGNMENT (Preferred)

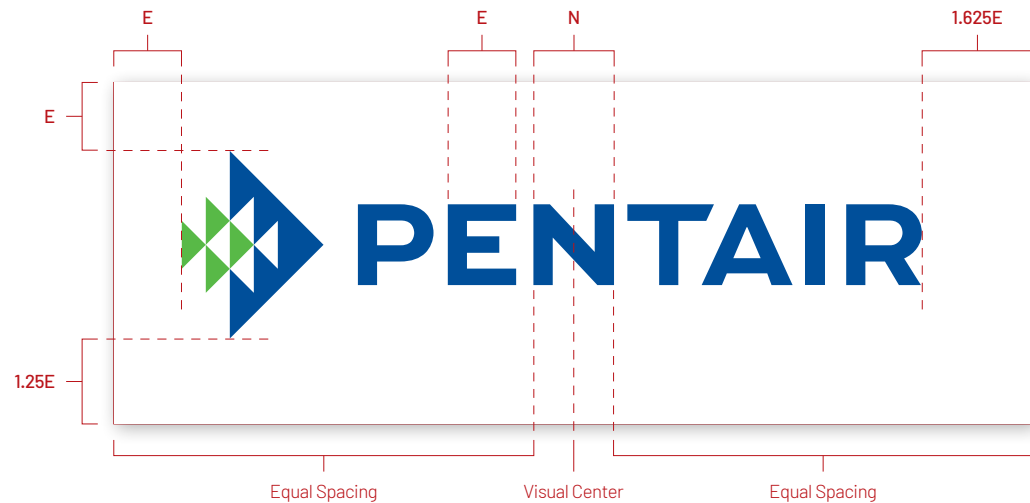
The preferred clear space is equal to **E**, as illustrated. **E** is equal to the width of the “E” in the Pentair Logo. Follow these specifications:

- **Top and Left Side.** The clear space on top and left side of the Pentair Logo should be equal to **E**.
- **Right Side.** The clear space on right side of the Pentair Logo should be equal to **1.625E**.
- **Bottom.** The clear space on the bottom of the Pentair Logo should be equal to **1.25E**.
- **Visual Center.** The vertical center of the “N” in the Pentair Logo is the visual center (from left to right) for the logo within the sign shape. This alignment should only be used on signage in this Section, unless otherwise noted for a particular sign.

## BRAND ASSETS

Only use approved art (logos, icons, etc.) for reproduction. Before using any asset or artwork, please check (within DAM, agency etc) that all rights are available for the intended usage application. For additional information, contact your Assigned Brand Council Member.

## CLEAR SPACE & ALIGNMENT (Signage Only)



## SITES

- All locations

## PLACEMENT

To be determined by operations/building requirements.

## DIMENSIONS

Width: 8' 0" (2438.4mm)      Height: 5' 0" (1524mm)

## BACKGROUND

White flag material.

## PENTAIR LOGO

Full-color logo.

**Important Note:** For advice and guidance on unique applications of the Pentair Logo, contact your Assigned Brand Council Member.

## LOGO CLEAR SPACE AND ALIGNMENT

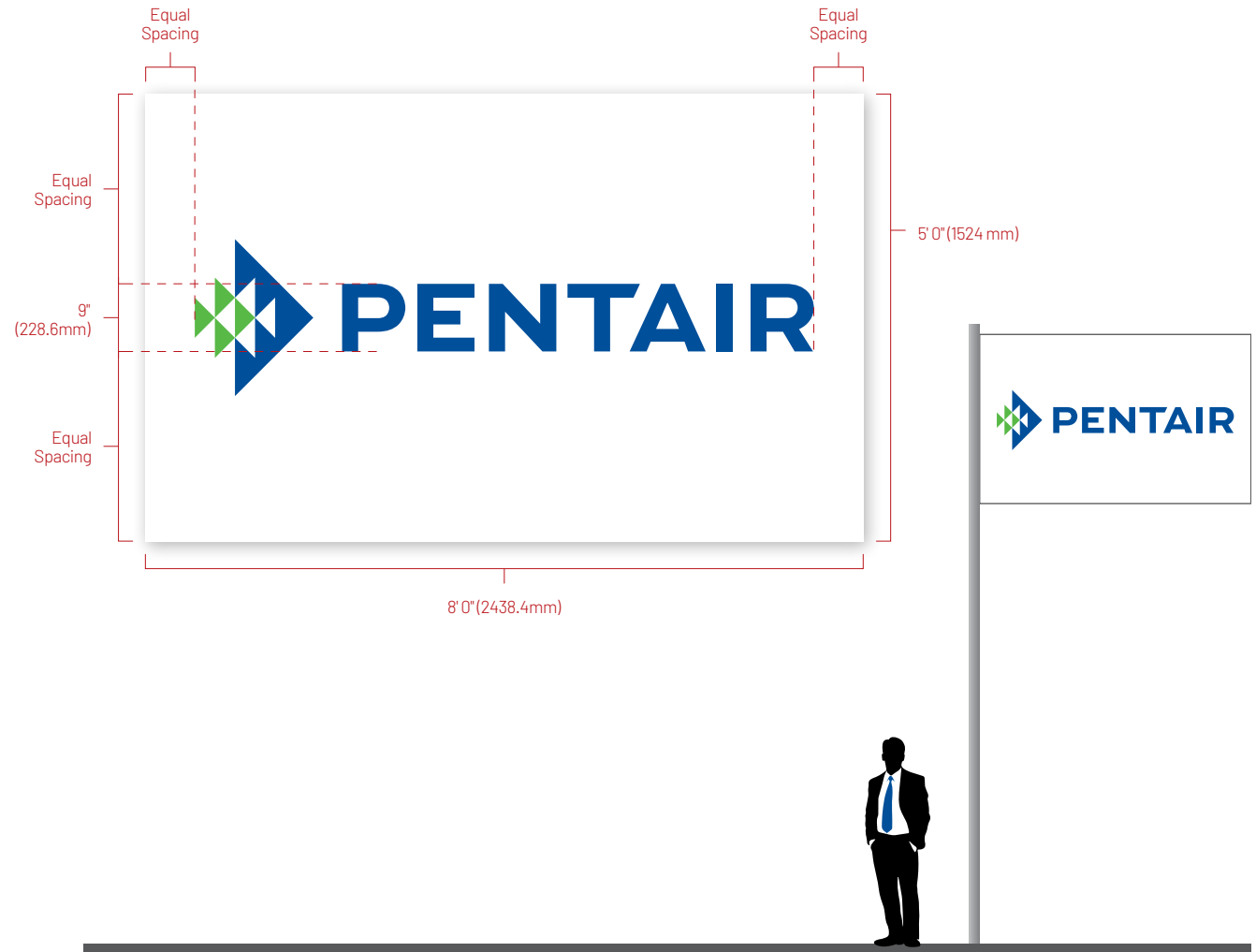
Follow specifications shown here.

## BRAND ASSETS

Only use approved art (logos, icons, etc.) for reproduction. Before using any asset or artwork, please check (within DAM, agency etc) that all rights are available for the intended usage application. For additional information, contact your Assigned Brand Council Member.

## PENTAIR FLAG

### Exterior Usage – ID 1.11





## SITES

- All locations

## PLACEMENT

To be determined by operations/building requirements. Banners can be positioned in groups of three or more.

## BACKGROUND

Fabric/Vinyl.

## PENTAIR LOGO

Full-color logo on white banners and the reversed white logo on blue or black banners.

**Important Note:** For advice and guidance on unique applications of the Pentair Logo, contact your Assigned Brand Council Member.

## LOGO CLEAR SPACE AND ALIGNMENT


Follow specifications shown here.

## BRAND ASSETS

Only use approved art (logos, icons, etc.) for reproduction. Before using any asset or artwork, please check (within DAM, agency etc) that all rights are available for the intended usage application. For additional information, contact your Assigned Brand Council Member.

## PENTAIR BANNER

### Exterior Usage – ID 1.10



## SITES

- Corporate Headquarters

## PLACEMENT

Baseline of the Pentair Logo and secondary information measures 5' 4" (1625.6mm) to floor surface.

### Double Doors

- Pentair Logo to be visually centered on the glass panel of the left door.

### Single Door

- Pentair Logo to be visually centered on the glass panel of the door.

## DIMENSIONS

The height of the Pentair Logotype (letters only) is 2" (50.8mm).

## PENTAIR LOGO

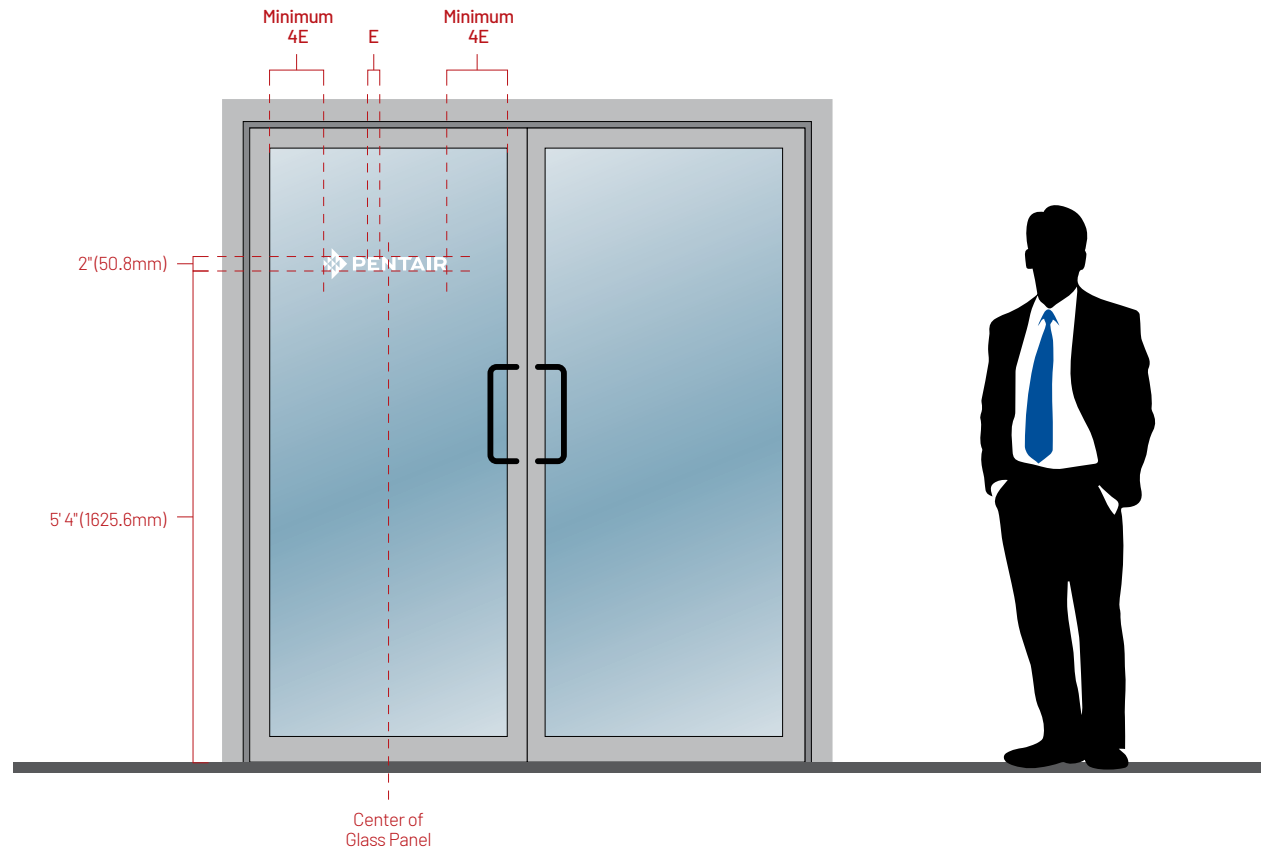
White vinyl graphic.

## BRAND ASSETS

Only use approved art (logos, icons, etc.) for reproduction. Before using any asset or artwork, please check (within DAM, agency etc) that all rights are available for the intended usage application. For additional information, contact your Assigned Brand Council Member.

## GLASS DOOR VINYL GRAPHICS

### Interior/Exterior Usage – ID 1.5A



**Important Note:** Never use Product Brand or Product Name Branded Logos.

## SITES

- Manufacturing Facilities (Multiple Brands)
- Sales and Distribution Facilities
- Sales, Service and Distribution Facilities
- Testing Facilities

## PLACEMENT

Baseline of the Pentair Logo and secondary information measures 5' 4" (1625.6mm) to floor surface.

### Double Doors

- Pentair Logo to be visually centered on the glass panel of the left door.
- Secondary information to be centered on the glass panel of the right door.

### Single Door

- Pentair Logo to be visually centered on the glass panel of the door. No secondary information to be displayed.

## DIMENSIONS

The height of the Pentair Logotype (letters only) and the secondary information text is 2" (50.8mm).

## PENTAIR LOGO

White vinyl graphic.

## SECONDARY INFORMATION

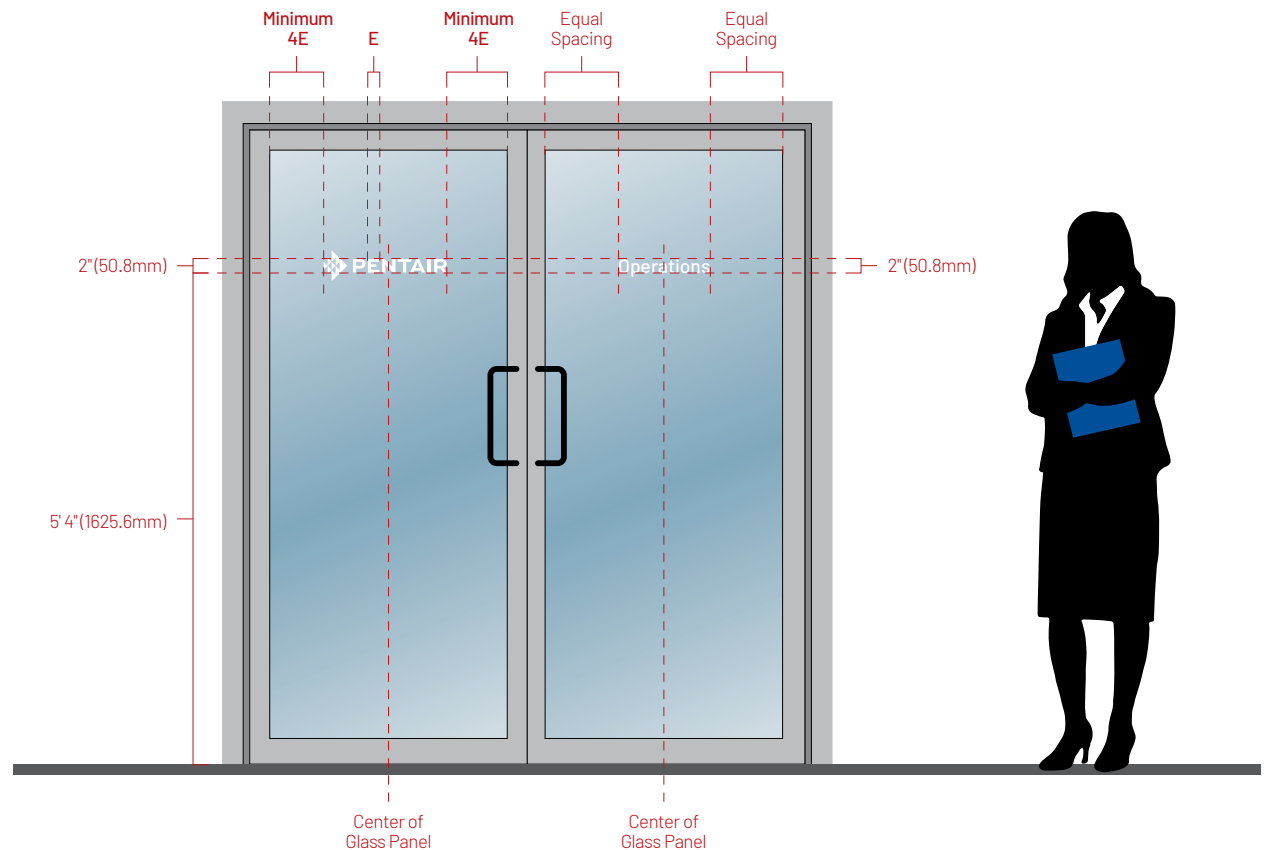
White vinyl graphic of the text "Operations" typeset in Barlow Medium, 200pt, title case. Information displayed to be determined by operation and building requirements.

## BRAND ASSETS

Only use approved art (logos, icons, etc.) for reproduction. Before using any asset or artwork, please check (within DAM, agency etc) that all rights are available for the intended usage application. For additional information, contact your Assigned Brand Council Member.

## GLASS DOOR VINYL GRAPHICS

### Interior/Exterior Usage – ID 1.5B



**Important Note:** Never use Product Brand or Product Name Branded Logos.



## SITES

- Service Centers

## PLACEMENT

Baseline of the Pentair Logo and secondary information measures 5' 4" (1625.6mm) to floor surface.

### Double Doors

- Pentair Logo to be visually centered on the glass panel of the left door.
- Secondary information to be centered on the glass panel of the right door.

### Single Door

- Pentair Logo to be visually centered on the glass panel of the door.  
No secondary information to be displayed.

## DIMENSIONS

The height of the Pentair Logotype (letters only) and the secondary information text is 2" (50.8mm).

## PENTAIR LOGO

White vinyl graphic.

## SECONDARY INFORMATION

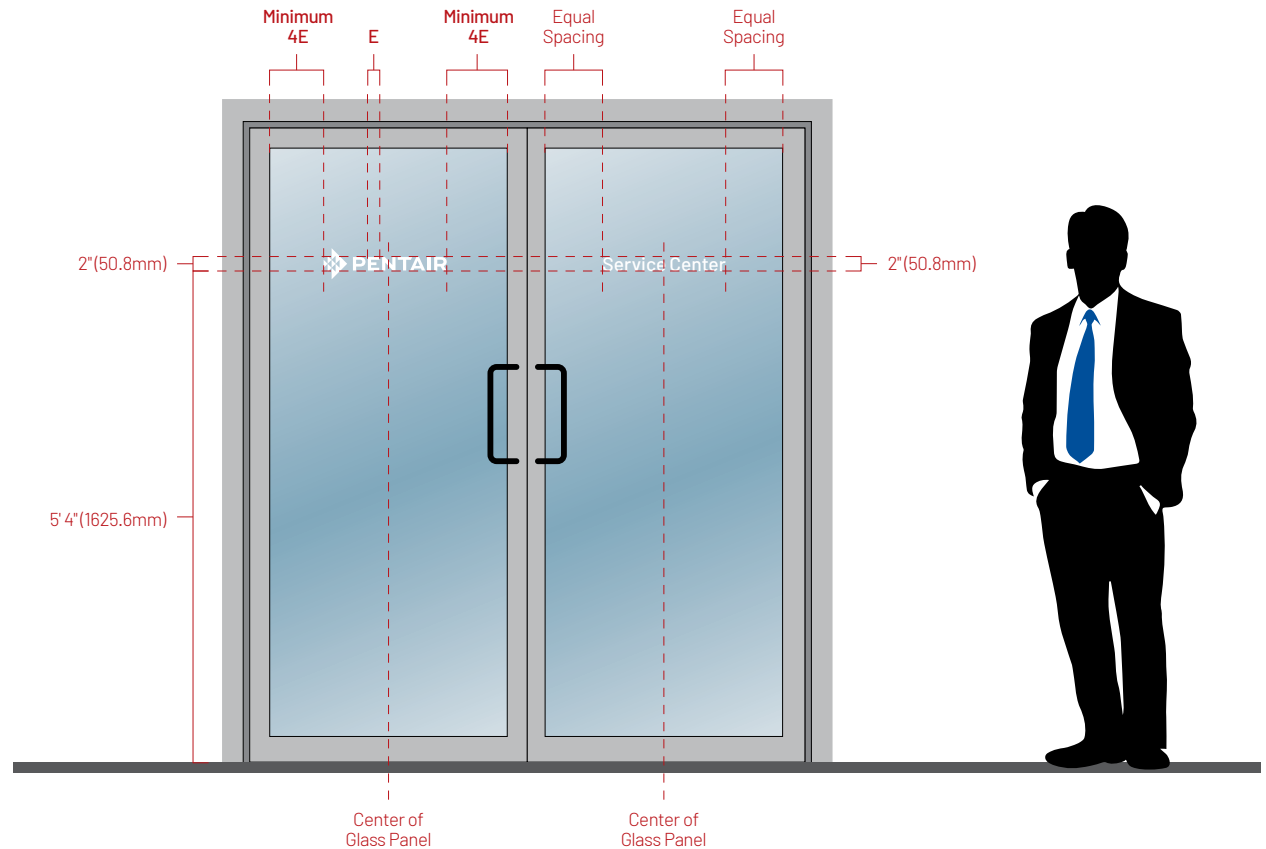
White vinyl graphic of the text "Service Center" typeset in Barlow Medium, 200pt, title case. Information displayed to be determined by operation and building requirements.

## BRAND ASSETS

Only use approved art (logos, icons, etc.) for reproduction. Before using any asset or artwork, please check (within DAM, agency etc) that all rights are available for the intended usage application. For additional information, contact your Assigned Brand Council Member.

## GLASS DOOR VINYL GRAPHICS

### Interior/Exterior Usage – ID1.5C



**Important Note:** Never use Product Brand or Product Name Branded Logos.

## SITES

- Manufacturing Facilities (Single Brand)

## PLACEMENT

Baseline of the Pentair Logo and secondary information measures 5' 4" (1625.6mm) to floor surface.

### Double Doors

- Pentair Logo to be visually centered on the glass panel of the left door.
- Secondary information to be centered on the glass panel of the right door. Two lines of text are to be aligned flush left.

### Single Door

- Pentair Logo to be visually centered on the glass panel of the door.  
No secondary information to be displayed.

## DIMENSIONS

The height of the Pentair Logotype (letters only) and the secondary information text is 2" (50.8mm).

## PENTAIR LOGO

White vinyl graphic.

## SECONDARY INFORMATION

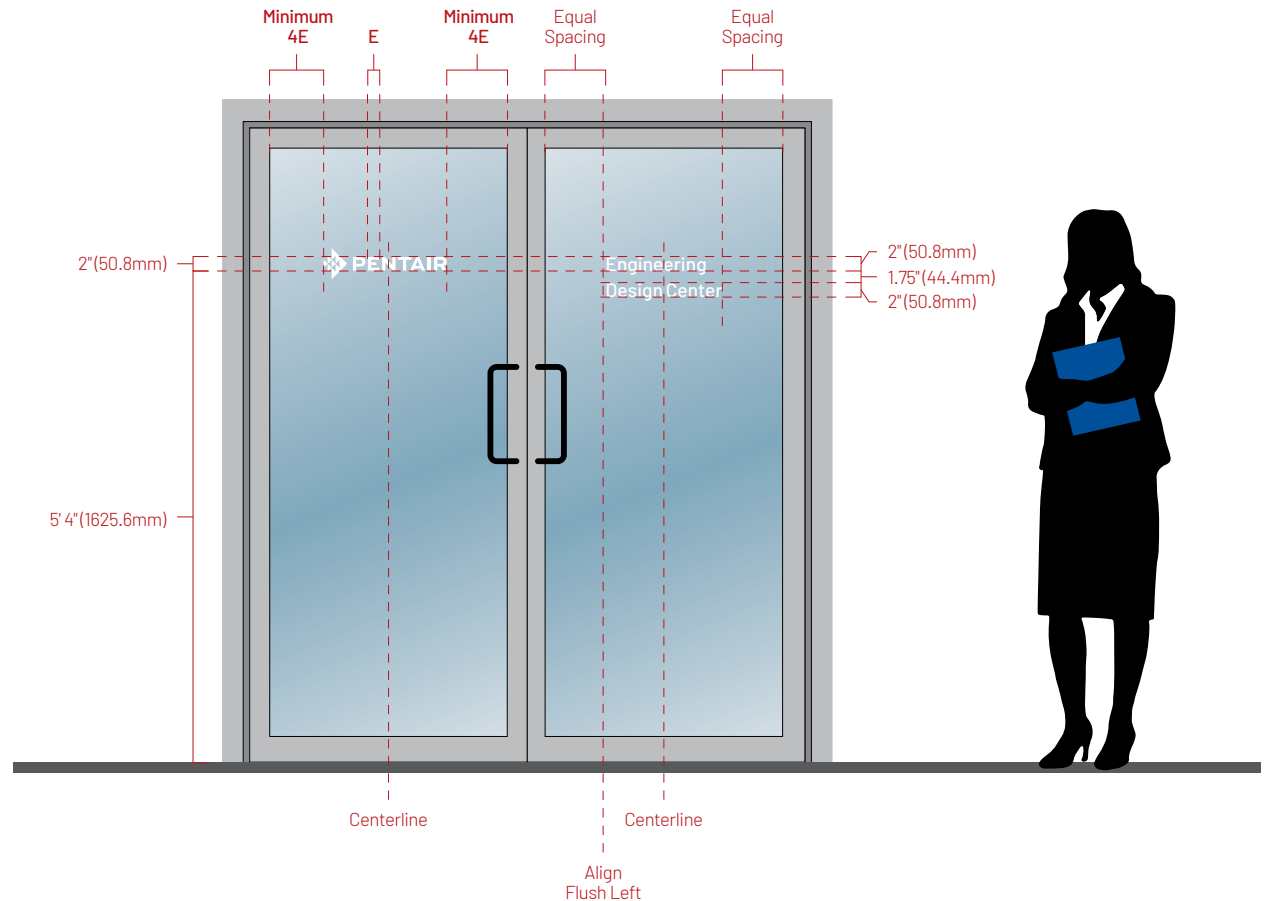
White vinyl graphic of the text "Engineering Design Center" typeset in Barlow Medium, 200pt / 270pt leading, title case. Information displayed to be determined by operation and building requirements.

## BRAND ASSETS

Only use approved art (logos, icons, etc.) for reproduction. Before using any asset or artwork, please check (within DAM, agency etc) that all rights are available for the intended usage application. For additional information, contact your Assigned Brand Council Member.

## GLASS DOOR VINYL GRAPHICS

### Interior/Exterior Usage – ID 1.5D



**Important Note:** Never use Product Brand or Product Name Branded Logos.

## SITES

- Manufacturing Facilities (Single Brand)

## PLACEMENT

Baseline of the Pentair Logo and secondary information measures 5' 4" (1625.6mm) to floor surface.

### Double Doors

- Pentair Logo to be visually centered on the glass panel of the left door.
- Secondary information to be centered on the glass panel of the right door. Two lines of text are to be aligned flush left.

### Single Door

- Pentair Logo to be visually centered on the glass panel of the door. No secondary information to be displayed.

## DIMENSIONS

The height of the Pentair Logotype (letters only) and the secondary information text is 2" (50.8mm).

## PENTAIR LOGO

White vinyl graphic.

## SECONDARY INFORMATION

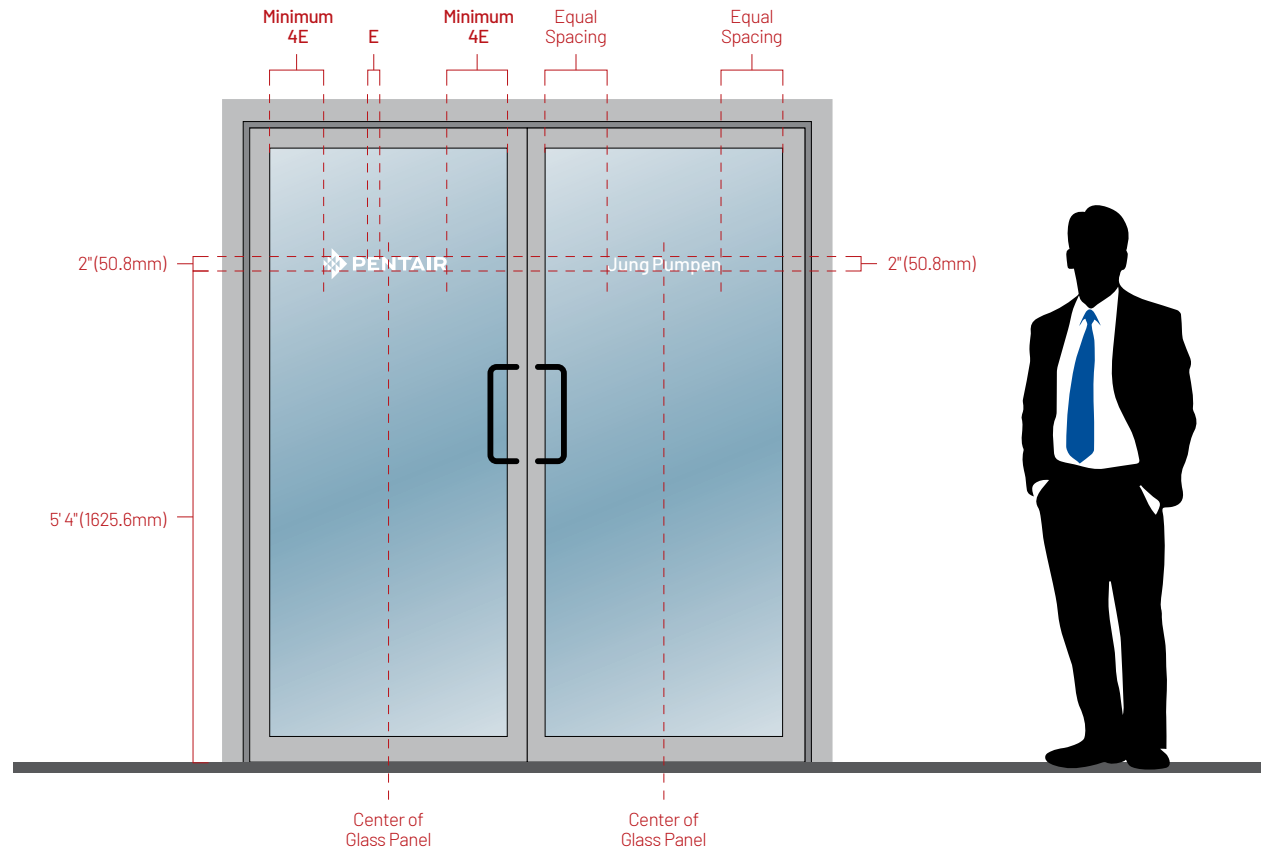
White vinyl graphic of a single Platform or Product Line name, typeset in Barlow Medium, 200pt / 270pt leading, title case. Information displayed to be determined by operation and building requirements.

## BRAND ASSETS

Only use approved art (logos, icons, etc.) for reproduction. Before using any asset or artwork, please check (within DAM, agency etc) that all rights are available for the intended usage application. For additional information, contact your Assigned Brand Council Member.

## GLASS DOOR VINYL GRAPHICS

### Interior/Exterior Usage – ID 1.5E



### Important Notes:

- Never use more than one name of a Product Brand or Product Line.
- Never use Product Names.
- Never use Product Brand or Product Name Branded Logos.

## SITES

- All locations

## PLACEMENT

Visually centered from left to right over reception desk, and a minimum of 5' 0" (1524mm) from the logos bottom edge to the finished floor.

## DIMENSIONS OF LOGO

	Size A	Size B	Size C
Width:	8' 0" (2438mm)	6' 0" (1829mm)	4' 0" (1219mm)
Height:	2' 0" (610mm)	1' 6" (457mm)	1' 0" (305mm)
Depth:	3" (75mm)	2" (50mm)	1" (25mm)

## PENTAIR LOGO

Three dimensional full-color logo mounted to the wall. The thickness should not exceed 1" (25.4mm). Sides of logo elements should be the same brand color as the face. This application is only to be used at Pentair interior lobby locations.

## RECEPTIONIST DESK

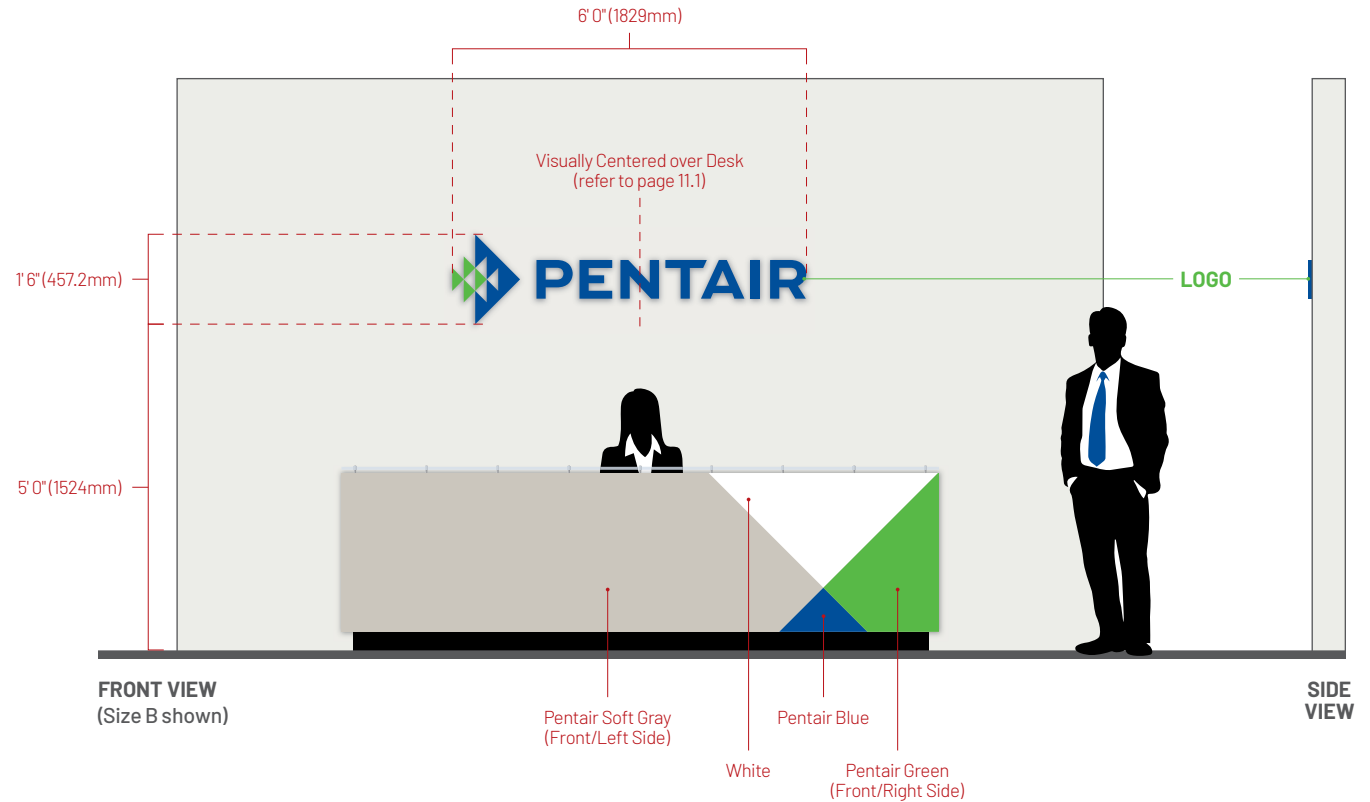
Vinyl graphics of brand colors applied to front and sides, as illustrated.

## BRAND ASSETS

Only use approved art (logos, icons, etc.) for reproduction. Before using any asset or artwork, please check (within DAM, agency etc) that all rights are available for the intended usage application. For additional information, contact your Assigned Brand Council Member.

## LOBBY SIGN (Individual Pieces)

### Interior Usage – ID 1.7A



## SITES

- All locations

## PLACEMENT

Visually centered from left to right over reception desk, and a minimum of 5' 0" (1524mm) from the logos bottom edge to the finished floor.

## DIMENSIONS OF LOGO

	Size A	Size B	Size C
Width:	8' 0" (2438mm)	6' 0" (1829mm)	4' 0" (1219mm)
Height:	2' 0" (610mm)	1' 6" (457mm)	1' 0" (305mm)
Depth:	3" (75mm)	2" (50mm)	1" (25mm)

## PENTAIR LOGO

Three dimensional brushed metal logo mounted to the wall. The thickness should not exceed 1" (25.4mm). Sides of logo should be black or the same material as the face. This application is only to be used at Pentair interior lobby locations.

## RECEPTIONIST DESK

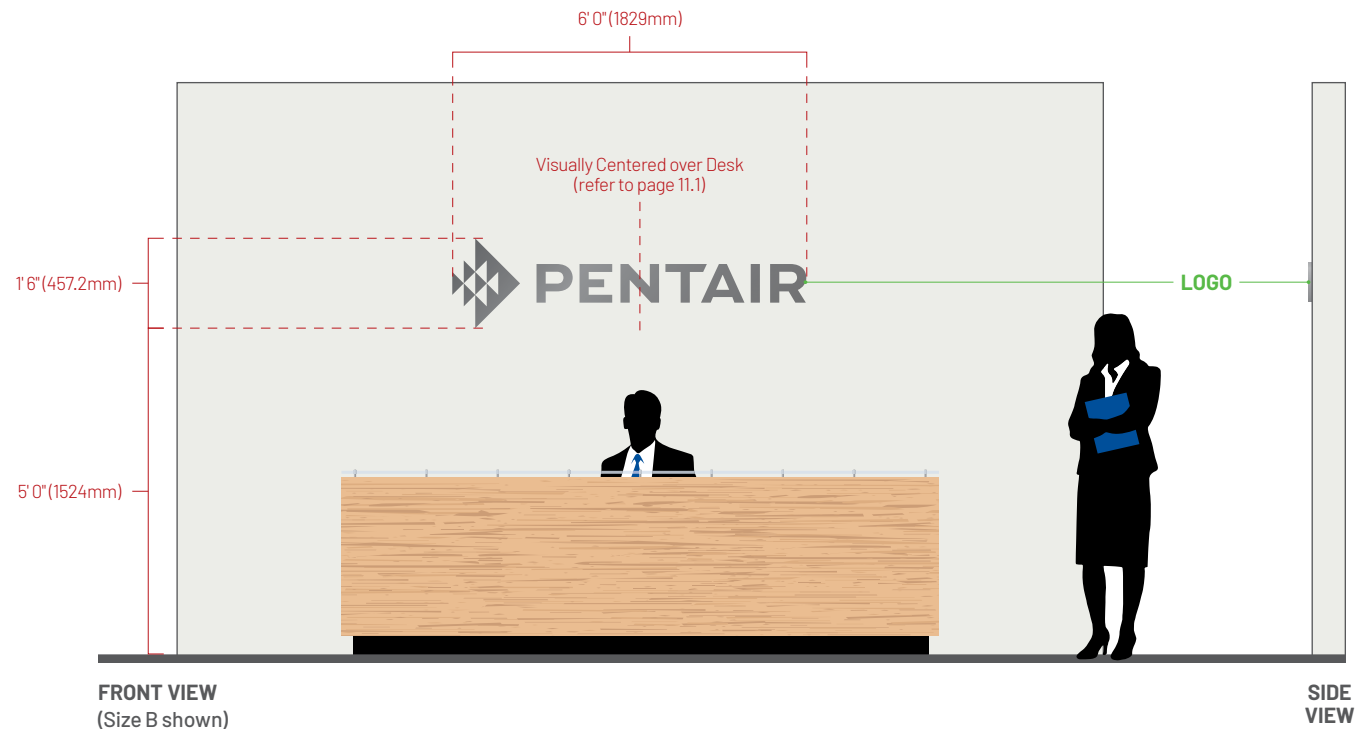
Wood desk on front and sides, as illustrated.

## BRAND ASSETS

Only use approved art (logos, icons, etc.) for reproduction. Before using any asset or artwork, please check (within DAM, agency etc) that all rights are available for the intended usage application. For additional information, contact your Assigned Brand Council Member.

## LOBBY SIGN (Individual Pieces)

### Interior Usage – ID 1.7B



## SITES

- All locations

## PLACEMENT

Centered from left to right over reception desk, and a minimum of 5' 0" (1524mm) from the logos bottom edge to the finished floor.

## DIMENSIONS OF LOGO

	Size A	Size B	Size C
Width:	8' 0" (2438mm)	6' 0" (1829mm)	4' 0" (1219mm)
Height:	2' 0" (610mm)	1' 6" (457mm)	1' 0" (305mm)
Depth:	3" (75mm)	2" (50mm)	1" (25mm)

## DIMENSIONS OF PANEL

See specifications on page 11.2 for clear space and alignment of the Pentair Logo on a panel.

## PENTAIR LOGO

Brushed metal logo attached to a clear or white acrylic panel. Panel is pin mounted to the wall, and should not exceed a distance of 1" (25.4mm) from the panel to the wall. This application is only to be used at Pentair interior lobby locations.

## RECEPTIONIST DESK

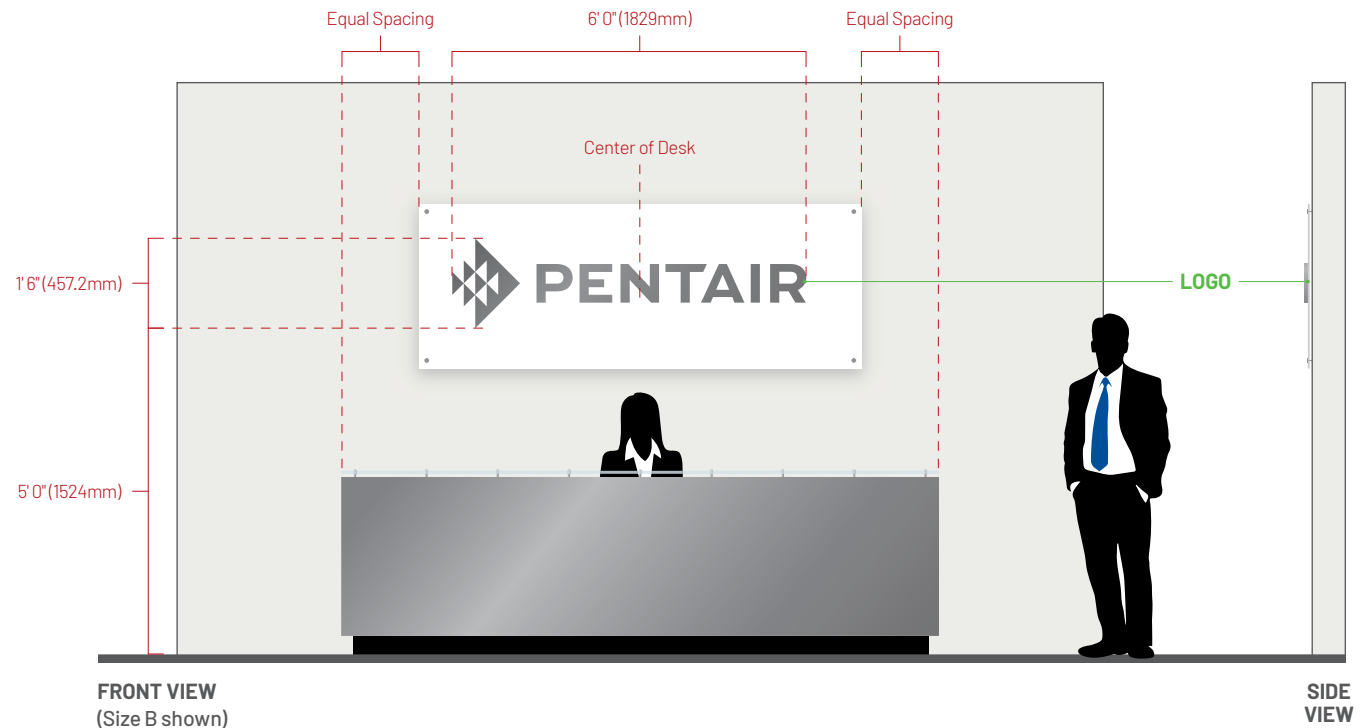
Brushed metal desk on front and sides, as illustrated. Material should be the same as the logo.

## BRAND ASSETS

Only use approved art (logos, icons, etc.) for reproduction. Before using any asset or artwork, please check (within DAM, agency etc) that all rights are available for the intended usage application. For additional information, contact your Assigned Brand Council Member.

## LOBBY SIGN (Panel)

### Interior Usage – ID 1.7C





## SITES

- All locations

## PLACEMENT

### Private Office Sign

- Position on the same side as the door handle; for double doors, position on the right side.
- Mount 3" (76mm) from door frame or edge of glass, and 48" (1219mm) from bottom of sign to floor surface.

### Workstation Sign

- Position on the outside workstation wall next to the workstation entrance.
- Mount 3" (76mm) from top and side of partition.

## DIMENSIONS OF SIGN

Width: 6.11" (154.5mm)    Height: 6.11" (154.5mm)    Depth: 0.28" (7mm)

## SIGN SPECIFICATIONS

**Mirtec Fascia Room ID (AA) 6" x 6"** – clear anodized aluminum finish with matte lens. Sign is mountable on wall, fabric and glass. When mounting on glass walls, a vinyl backer in metallic silver or matte white is mounted on the opposite side of the glass.

## PAPER INSERTS

Digitally printed on white photo paper and inserted under the matte coated lens:

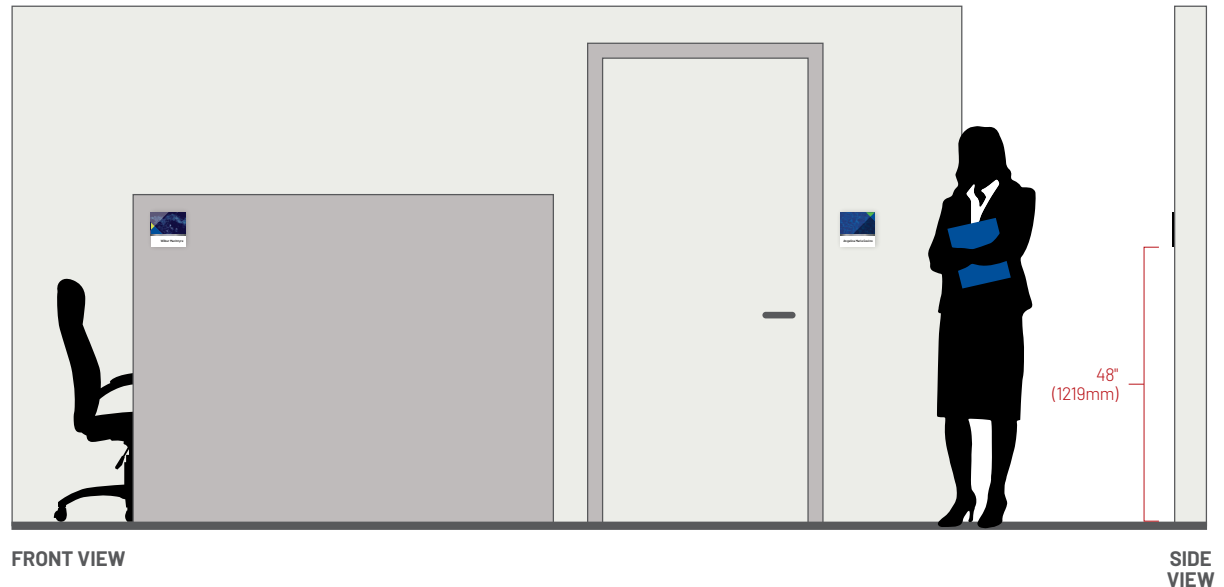

- **Top Insert:** Signature Element and Water Image. Final size is 6" x 3.86" (152 x 98mm).
- **Bottom Insert:** Employee Name typeset in Barlow Medium, 40pt, -10 tracking, title case, right justified, in black. Final size is 6" x 2" (152 x 51mm).

## BRAND ASSETS

Only use approved art (logos, icons, etc.) for reproduction. Before using any asset or artwork, please check (within DAM, agency etc) that all rights are available for the intended usage application. For additional information, contact your Assigned Brand Council Member.

## PRIVATE OFFICE & WORKSTATION SIGNS

### Interior Usage – ID 1.8A/B



## SITES

- All locations

## PLACEMENT

- Position on the same side as the door handle; for double doors, position on the right side.
- Mount 3" (76mm) from door frame or edge of glass, and 48" (1219mm) from bottom of sign to floor surface.

## DIMENSIONS OF SIGN

Width: 8.09" (205.5mm)      Height: 6.11" (154.5mm)      Depth: 0.28" (7mm)

## SIGN SPECIFICATIONS

**Mirtec Fascia Room ID (AA) 8" x 6"** – clear anodized aluminum finish with matte lens. Sign is mountable on wall and glass. When mounting on glass walls, a vinyl backer in metallic silver or matte white is mounted on the opposite side of the glass.

## PAPER INSERT

Digitally printed on white photo paper and inserted under the matte coated lens:

- **Insert:** Signature Element and Water Image. Final size is 8" x 3" (203 x 76mm).

## PRINTED ROOM NAME (ADA COMPLIANT)

Printed 3D on white acrylic surface:


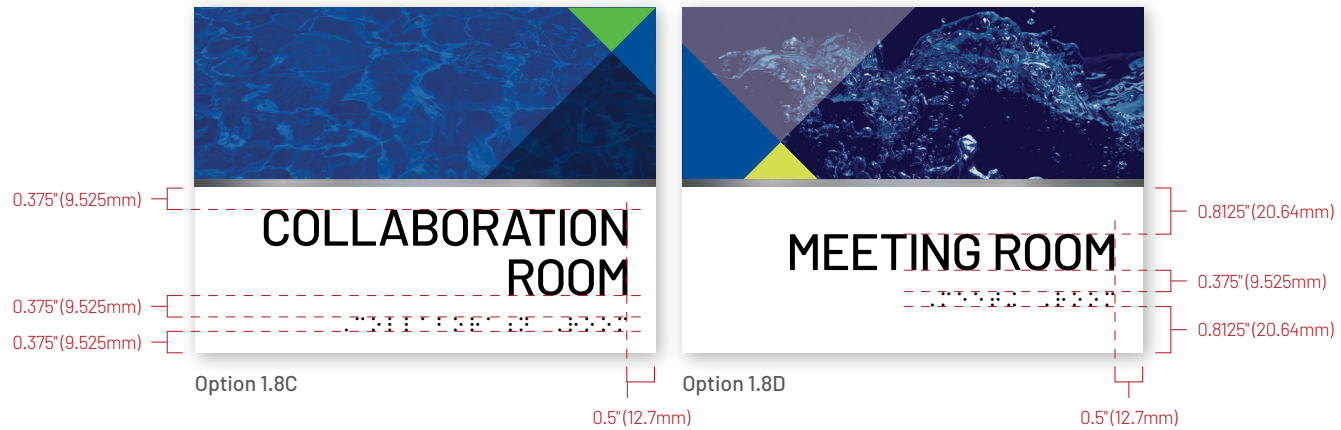
- **Regular Text:** Typeset in Barlow Medium, 64pt with 62pt leading, -10 tracking, uppercase, right justified, in black.
- **Braille Text:** Typeset in Apple Braille, 30pt, right justified, in black. These signs are compliant with the ADA (Americans with Disabilities Act).

## BRAND ASSETS

Only use approved art (logos, icons, etc.) for reproduction. Before using any asset or artwork, please check (within DAM, agency etc) that all rights are available for the intended usage application. For additional information, contact your Assigned Brand Council Member.

## ROOM SIGNS (ADA Compliant)

### Interior Usage – ID 1.8C/D



FRONT VIEW

SIDE VIEW

## SITES

- All locations

## PLACEMENT

- Interior office glass walls.
- Position per specifications, as illustrated.

## SPECIFICATIONS

Single surface graphics applied to glass surface.

- **Size:** Varies depending on glass height and width. See elevations for install heights
- **Material:** 3M Fasara Decorative Films, Dusted Crystal

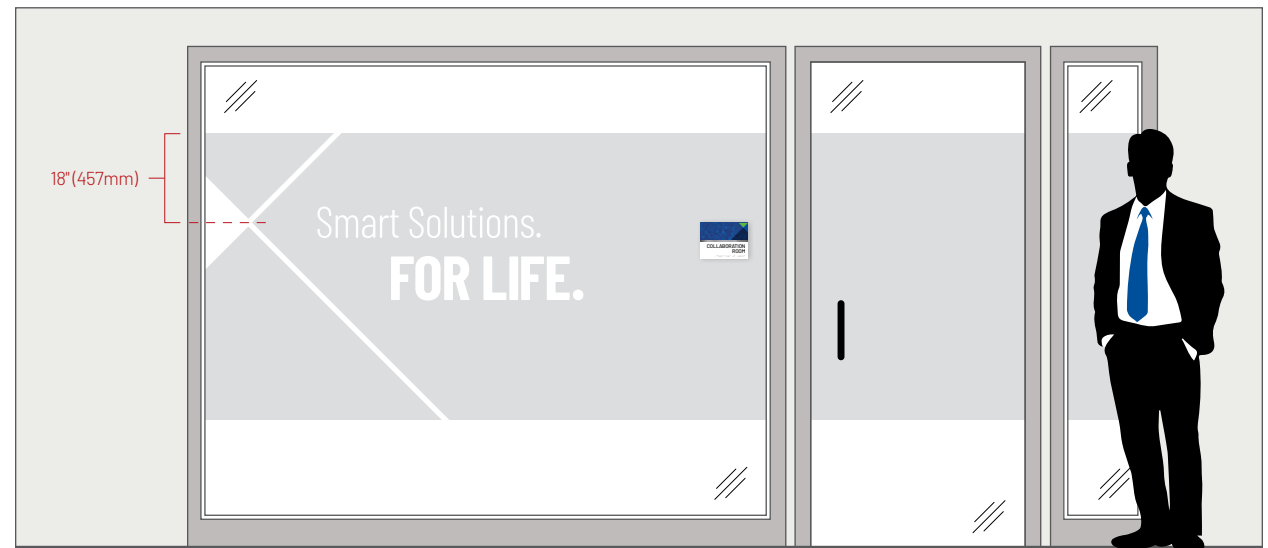
**Important Note:** Graphics may be output at smaller sizes that are more suitable for your location.

## BRAND ASSETS

Only use approved art (logos, icons, etc.) for reproduction. Before using any asset or artwork, please check (within DAM, agency etc) that all rights are available for the intended usage application. For additional information, contact your Assigned Brand Council Member.

## WINDOW GRAPHICS

### Interior Usage



## SITES

- All locations

## PLACEMENT

Breakroom, cafe, lobby, or circulation.

## DIMENSIONS

Option 1: 108" x 104" (2743 x 2641.6mm)

Option 2: 144" x 84" (3657.6 x 2133.6mm)

Option 3-5: 96" x 48" (2438.5 x 1219mm)

## SPECIFICATIONS

Panels are available in three options; never mix the colors in a single series. Hang in a series from left to right, as shown.

### Important Notes:

- Panel files may be output at a smaller size that are more suitable for your location.
- Never repeat images in the same office location.
- Never use on the lobby wall behind the receptionist desk where the Pentair Logo is displayed.

## BRAND ASSETS

Only use approved art (logos, icons, etc.) for reproduction. Before using any asset or artwork, please check (within DAM, agency etc) that all rights are available for the intended usage application. For additional information, contact your Assigned Brand Council Member.

## DOWNLOAD FILES

Files are available to download in the Brand Standards section located in 'Working Here' on [mypentair.com](http://mypentair.com)

## SUPPLEMENTAL PANELS

### Interior Usage



Option 1



Option 3



Option 4



Option 5



Option 2

## SITES

- All locations

## PLACEMENT

Conference rooms.

## DIMENSIONS

Width: 96" (2438.5mm)      Height: 84" (1219mm)

### Important Notes:

- Panel files may be output at a smaller size that are more suitable for your location.

## BRAND ASSETS

Only use approved art (logos, icons, etc.) for reproduction. Before using any asset or artwork, please check (within DAM, agency etc) that all rights are available for the intended usage application. For additional information, contact your Assigned Brand Council Member.

## DOWNLOAD FILES

Files are available to download in the Brand Standards section located in 'Working Here' on [mypentair.com](https://mypentair.com)

## WIN RIGHT VALUES PANEL

### Interior Usage



## SITES

- All locations

## PLACEMENT

Conference rooms or lobby.

## DIMENSIONS

Width: 28.35"(720mm)      Height: 48" (1219mm)

## SPECIFICATIONS

Panels are available in three options; never mix the colors in a single series. Hang in a series from left to right, as shown.

### Important Notes:

- Panel files may be output at a smaller size that are more suitable for your location.
- Never repeat images in the same office location.
- Never use on the lobby wall behind the receptionist desk where the Pentair Logo is displayed.

## BRAND ASSETS

Only use approved art (logos, icons, etc.) for reproduction. Before using any asset or artwork, please check (within DAM, agency etc) that all rights are available for the intended usage application. For additional information, contact your Assigned Brand Council Member.

## DOWNLOAD FILES


Files are available to download in the Brand Standards section located in 'Working Here' on [mypentair.com](http://mypentair.com)

## PURPOSE, MISSION & VISION PANELS


### Interior Usage



Option 1



Option 2



Option 3



## SITES

- All locations

## WALL COVERINGS PLACEMENT

Use only on full interior walls in Pentair Breakrooms, Cafes, or Lobbies.

**Important Note:** Never use on the wall behind the receptionist desk where the Pentair Logo is displayed.

## WALL COVERINGS DIMENSIONS

Maximum Width: 310" (7874mm)

Maximum Height: 108" (2743mm)

## WALL COVERINGS SPECIFICATIONS

- Output file at 200% of actual size, or a smaller size that more suitable for your location.
- Maintain opacity of overlay in production file.

## WALL COVERINGS PRODUCTION NOTES

Three versions, colorways to match.

- **Light:** Benjamin Moore 2058-40 Cool Blue
- **Medium:** Benjamin Moore 2062-30 Blue Danube
- **Dark:** Sherwin Williams SW6244 Naval

## WALL PAINTS

### Interior Usage



**Benjamin Moore**  
Cool Blue 2058-40



**Sherwin Williams**  
Loch Blue SW6502



**Benjamin Moore**  
Blue Danube 2062-30




**Sherwin Williams**  
Loyal Blue SW6510



**Sherwin Williams**  
Naval SW6244

## BRANDED WALL COVERINGS


### Interior Usage



Light



Medium



Dark

## SITES

- Corporate Headquarters
- Manufacturing Facilities (Single Brand)

## CONTENT AND PLACEMENT

Directional signage information displayed and placement to be determined by operations/building requirements.

## DIMENSIONS

Width: 3' 0" (914mm)    Height: 4' 0" (1219mm)    Depth: 4" (102mm)

## BACKGROUND

White and Pentair Blue powdercoated metal finish sign box or panel.

## SIDE

Brushed metal insert. Pentair Blue LED lighting on side to provide Pentair Blue glow, if available.

## BASE/FOOTING

Brushed metal or painted finish to match Pentair Dark Gray.

## PENTAIR LOGO

Full-color vinyl logo applied to white panel.

## LOGO CLEAR SPACE AND ALIGNMENT

Follow specifications shown here.

## SECONDARY INFORMATION

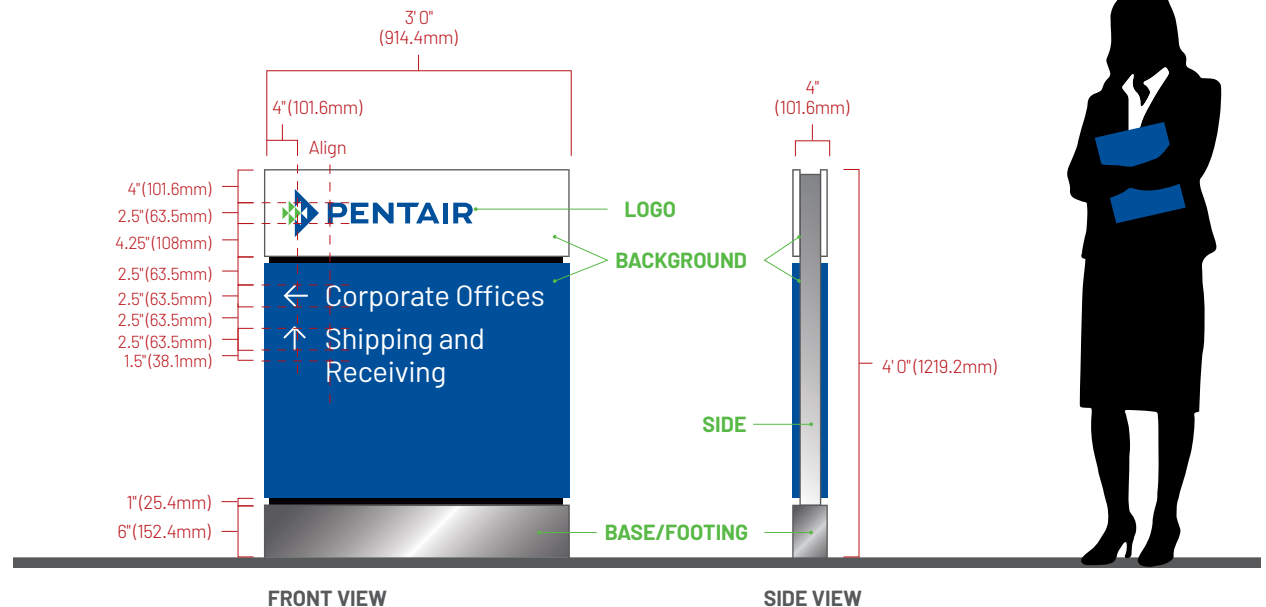
Address numbers and cap height to be **0.75E**, color to be white vinyl graphics applied to Pentair Blue sign panel. Example copy shown.

## BRAND ASSETS

Only use approved art (logos, icons, etc.) for reproduction. Before using any asset or artwork, please check (within DAM, agency etc) that all rights are available for the intended usage application. For additional information, contact your Assigned Brand Council Member.

## DIRECTIONAL SIGN

### Exterior Usage – ID 1.3



## SITES

- All locations

## CONTENT AND PLACEMENT

Directional signage information displayed and placement to be determined by operations/building requirements.

## DIMENSIONS

Size varies, determined by available location.

## BACKGROUND

White and Pentair Blue powdercoated metal finish sign box or panel.

## BASE/FOOTING

Brushed metal or painted finish to match Pentair Dark Gray or use existing support structure.

## PENTAIR LOGO

Full-color vinyl logo applied to white panel.

## LOGO CLEAR SPACE AND ALIGNMENT

Follow specifications shown here.

## SECONDARY INFORMATION

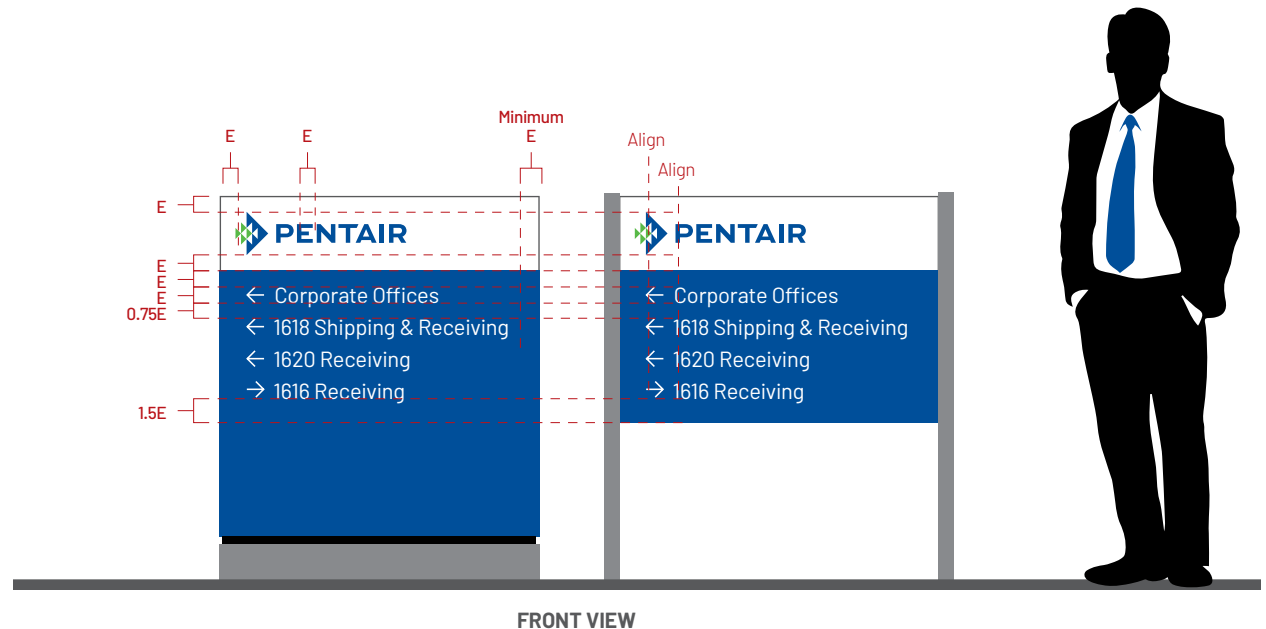
Address numbers and cap height to be **0.75E**, color to be white vinyl graphics applied to Pentair Blue sign panel. Example copy shown.

## BRAND ASSETS

Only use approved art (logos, icons, etc.) for reproduction. Before using any asset or artwork, please check (within DAM, agency etc) that all rights are available for the intended usage application. For additional information, contact your Assigned Brand Council Member.

## DIRECTIONAL SIGN

### Exterior Usage – ID 2.3



## SITES

- All locations

## CONTENT AND PLACEMENT

Directional signage information displayed and placement to be determined by operations/building requirements.

## DIMENSIONS

Size varies, determined by available location.

## BACKGROUND

White and Pentair Blue powdercoated metal finish sign box or panel.

## BASE/FOOTING

Brushed metal or painted finish to match Pentair Dark Gray or use existing support structure.

## PENTAIR LOGO

Full-color vinyl logo applied to white panel.

## LOGO CLEAR SPACE AND ALIGNMENT

Follow specifications shown here.

## SECONDARY INFORMATION

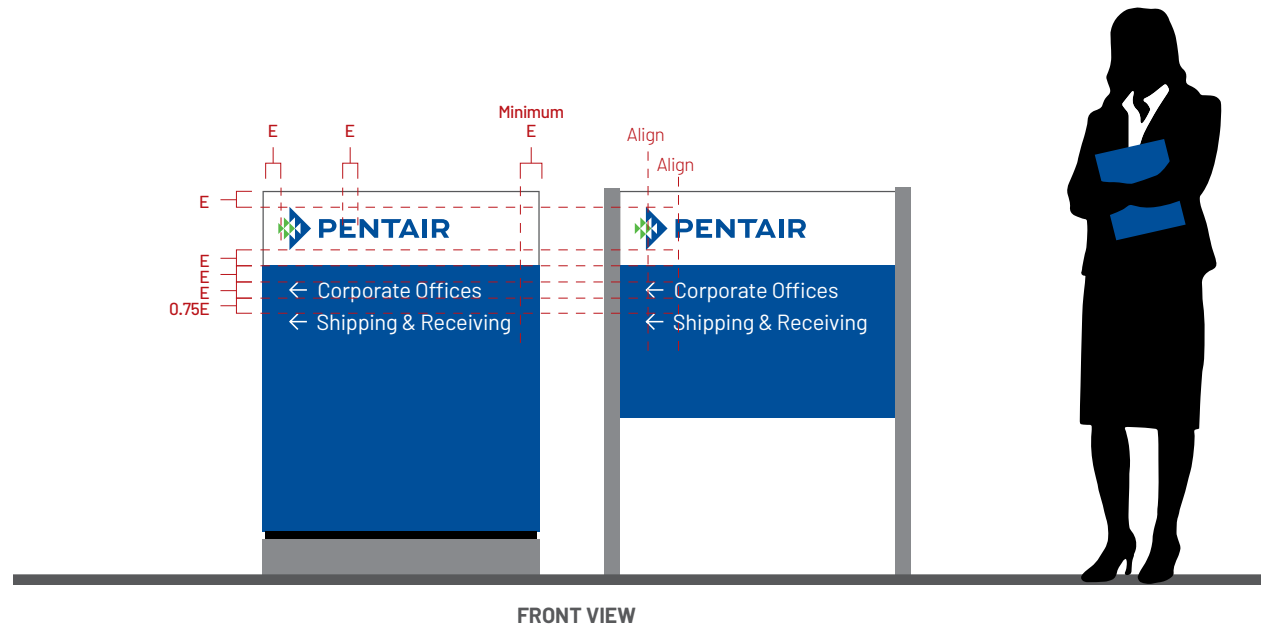
Address numbers and cap height to be **0.75E**, color to be white vinyl graphics applied to Pentair Blue sign panel. Example copy shown.

## BRAND ASSETS

Only use approved art (logos, icons, etc.) for reproduction. Before using any asset or artwork, please check (within DAM, agency etc) that all rights are available for the intended usage application. For additional information, contact your Assigned Brand Council Member.

## DIRECTIONAL SIGN

### Exterior Usage – ID 2.5



## SITES

- Corporate Headquarters

## PLACEMENT

To be determined by operations/building requirements.

## DIMENSIONS

Width: 8' 8" (2641.6mm)    Height: 5' 0" (1524mm)    Depth: 10" (254mm)

## BACKGROUND

White powdercoated finish metal sign box.

## SIDE

Brushed metal insert. Pentair Blue LED lighting on side to provide Pentair Blue glow, if available.

## BASE/FOOTING

Brushed metal or painted finish to match Pentair Dark Gray.

## PENTAIR LOGO

Full-color push through internally illuminated, halo-lit acrylic logo.

## LOGO CLEAR SPACE AND ALIGNMENT

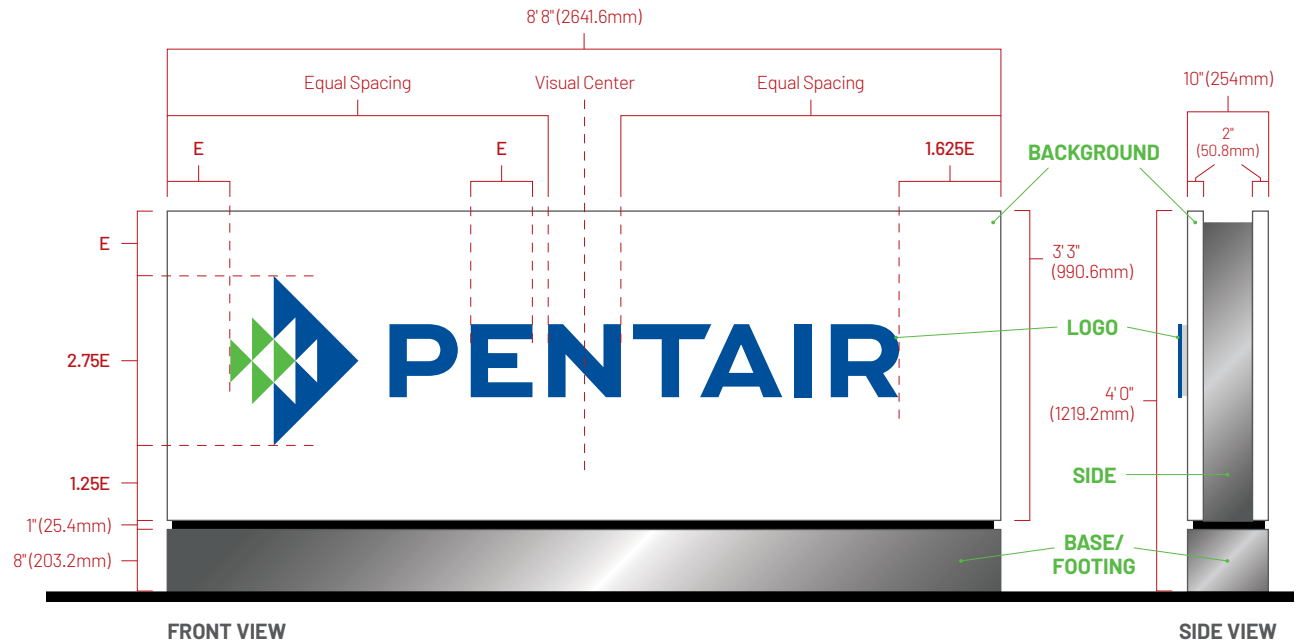
Follow specifications shown here.

## BRAND ASSETS

Only use approved art (logos, icons, etc.) for reproduction. Before using any asset or artwork, please check (within DAM, agency etc) that all rights are available for the intended usage application. For additional information, contact your Assigned Brand Council Member.

## MONUMENT SIGN

### Exterior Usage – ID 1.1



## SITES

- All locations

## PLACEMENT

To be determined by operations/building requirements.

## DIMENSIONS

Width: 8' 8" (2641.6mm)      Height: 5' 0" (1524mm)      Depth: 10" (254mm)

## BACKGROUND

White powdercoated finish metal sign box.

## SIDE

Brushed metal insert. Pentair Blue LED lighting on side to provide Pentair Blue glow, if available.

## BASE/FOOTING

Brushed metal or painted finish to match Pentair Dark Gray.

## PENTAIR LOGO

Full-color push through internally illuminated, halo-lit acrylic logo.

## LOGO CLEAR SPACE AND ALIGNMENT

Follow specifications shown here.

## SECONDARY INFORMATION

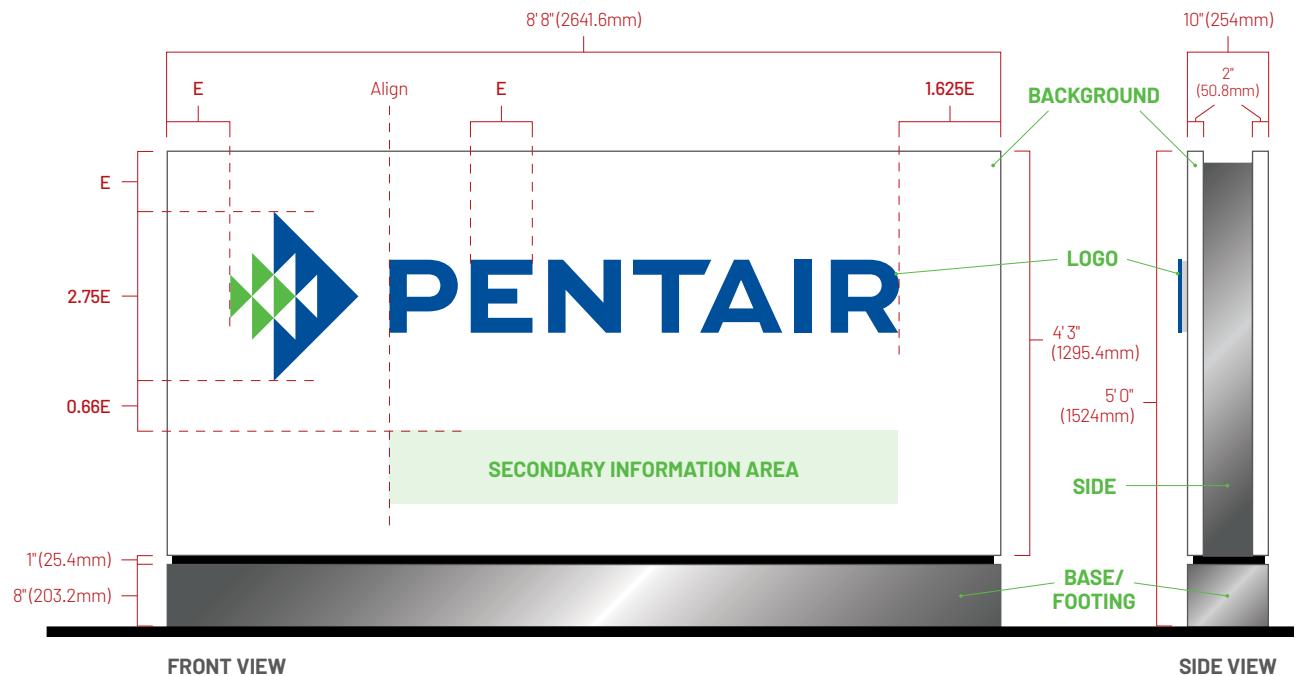
Information displayed to be determined by operation and building requirements.

## BRAND ASSETS

Only use approved art (logos, icons, etc.) for reproduction. Before using any asset or artwork, please check (within DAM, agency etc) that all rights are available for the intended usage application. For additional information, contact your Assigned Brand Council Member.

## MONUMENT SIGN (Secondary Information)

### Exterior Usage – ID 1.2





## SITES

- Manufacturing Facilities (Multi Brands)
- Sales and Distribution Facilities
- Sales, Service and Distribution Facilities
- Testing Facilities

## PLACEMENT

To be determined by operations/building requirements.

## DIMENSIONS

Width: 8' 8" (2641.6mm)    Height: 5' 0" (1524mm)    Depth: 10" (254mm)

## SIDE INSET

Brushed metal insert. Pentair Blue LED lighting on side to provide Pentair Blue glow, if available.

## BACKGROUND

White powdercoated finish metal sign box.

## BASE/FOOTING

Brushed metal or painted finish to match Pentair Dark Gray.

## PENTAIR LOGO

Full-color push through internally illuminated, halo-lit acrylic logo.

## LOGO CLEAR SPACE AND ALIGNMENT

Follow specifications shown here.

## SECONDARY INFORMATION

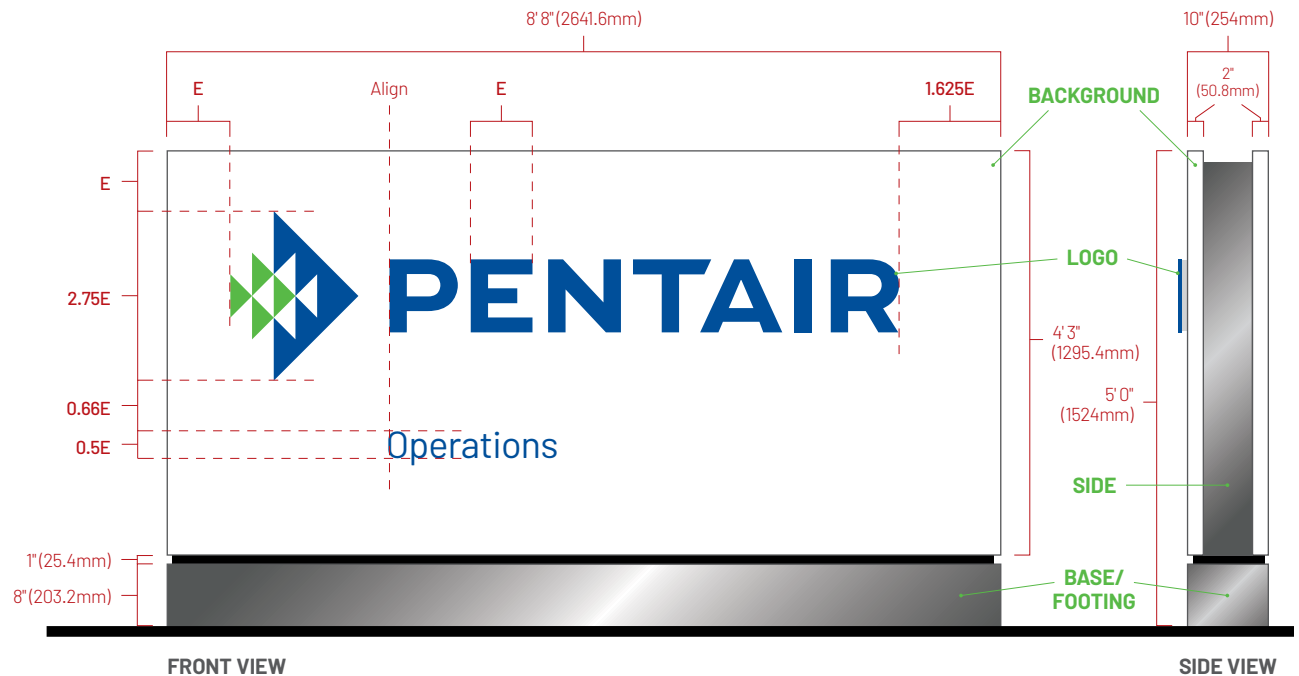
Information displayed to be determined by operation and building requirements.

## BRAND ASSETS

Only use approved art (logos, icons, etc.) for reproduction. Before using any asset or artwork, please check (within DAM, agency etc) that all rights are available for the intended usage application. For additional information, contact your Assigned Brand Council Member.

## MONUMENT SIGN (Operations)

### Exterior Usage – ID 1.2B



## SITES

- Service Centers

## PLACEMENT

To be determined by operations/building requirements.

## DIMENSIONS

Width: 8' 8" (2641.6mm)      Height: 5' 0" (1524mm)      Depth: 10" (254mm)

## BACKGROUND

White powdercoated finish metal sign box.

## SIDE

Brushed metal insert. Pentair Blue LED lighting on side to provide Pentair Blue glow, if available.

## BASE/FOOTING

Brushed metal or painted finish to match Pentair Dark Gray.

## PENTAIR LOGO

Full-color push through internally illuminated, halo-lit acrylic logo.

## LOGO CLEAR SPACE AND ALIGNMENT

Follow specifications shown here.

## SECONDARY INFORMATION


Information displayed to be determined by operation and building requirements.

## BRAND ASSETS

Only use approved art (logos, icons, etc.) for reproduction. Before using any asset or artwork, please check (within DAM, agency etc) that all rights are available for the intended usage application. For additional information, contact your Assigned Brand Council Member.

## MONUMENT SIGN (Service Center)

### Exterior Usage – ID 1.2D



## SITES

- Engineering Design Centers (No Brands)

## PLACEMENT

To be determined by operations/building requirements.

## DIMENSIONS

Width: 8' 8" (2641.6mm)      Height: 5' 0" (1524mm)      Depth: 10" (254mm)

## BACKGROUND

White powdercoated finish metal sign box.

## SIDE

Brushed metal insert. Pentair Blue LED lighting on side to provide Pentair Blue glow, if available.

## BASE/FOOTING

Brushed metal or painted finish to match Pentair Dark Gray.

## PENTAIR LOGO

Full-color push through internally illuminated, halo-lit acrylic logo.

## LOGO CLEAR SPACE AND ALIGNMENT

Follow specifications shown here.

## SECONDARY INFORMATION


Information displayed to be determined by operation and building requirements.

## BRAND ASSETS

Only use approved art (logos, icons, etc.) for reproduction. Before using any asset or artwork, please check (within DAM, agency etc) that all rights are available for the intended usage application. For additional information, contact your Assigned Brand Council Member.

## MONUMENT SIGN (Engineering Design Center)

### Exterior Usage – ID 1.2E



## SITES

- All locations

## PLACEMENT

To be determined by operations/building requirements.

## DIMENSIONS

Width: 8' 8" (2641.6mm)      Height: 5' 0" (1524mm)      Depth: 10" (254mm)

## BACKGROUND

White powdercoated finish metal sign box.

## BASE/FOOTING

Brushed metal or painted finish to match Pentair Dark Gray.

## PENTAIR LOGO

Full-color push through internally illuminated, halo-lit acrylic logo.

## LOGO CLEAR SPACE AND ALIGNMENT

Follow specifications shown here.

## SECONDARY INFORMATION

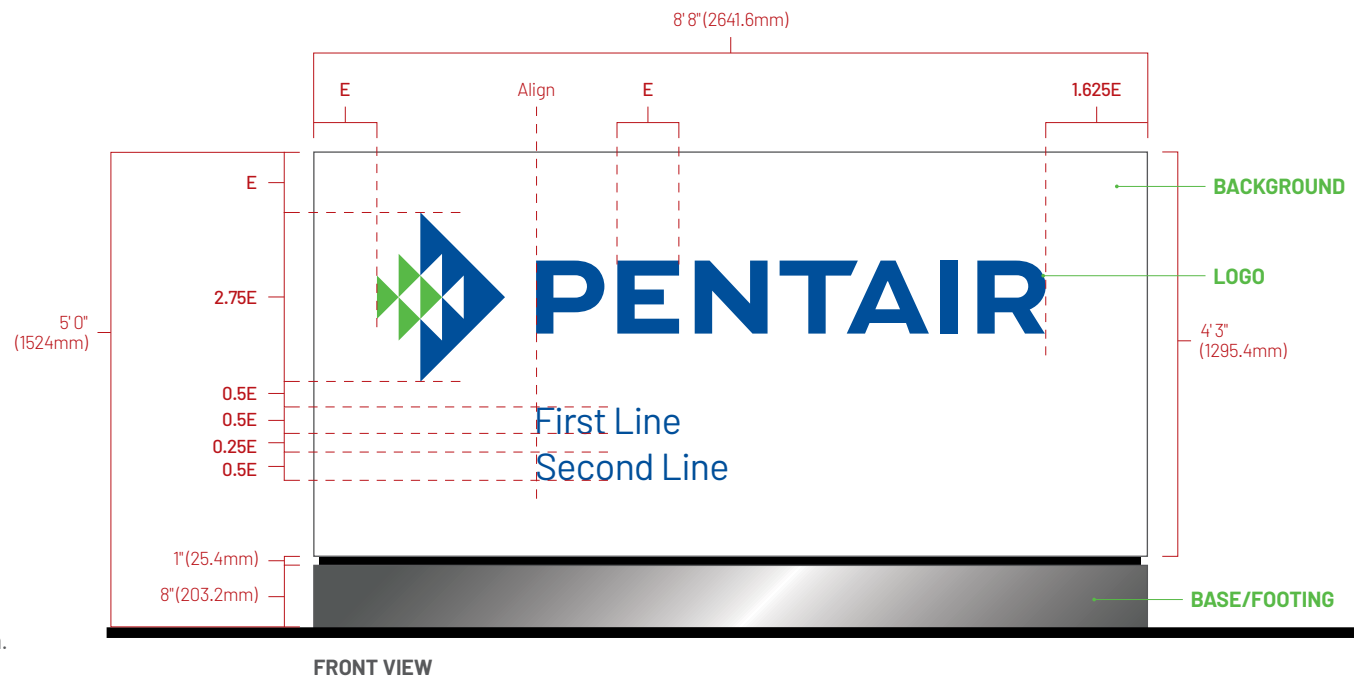
Information displayed to be determined by operation and building requirements.

## BRAND ASSETS

Only use approved art (logos, icons, etc.) for reproduction. Before using any asset or artwork, please check (within DAM, agency etc) that all rights are available for the intended usage application. For additional information, contact your Assigned Brand Council Member.

## MONUMENT SIGN (Secondary Information – 2 Lines)

Exterior Usage – ID 1.2B, 1.2C, 1.2D, and 1.2E



## SITES

- All locations

## PLACEMENT

To be mounted on either side of entry door, depending on space available. One sign permitted per entry door.

## DIMENSIONS

	Size A	Size B	Size C
Width:	6' 0" (1829mm)	4' 6" (1372mm)	3' 0" (914mm)
Height:	2' 3" (686mm)	1' 9" (533mm)	1' 2" (355mm)
Depth:	0.25" (6mm)	0.25" (6mm)	0.25" (6mm)

## BACKGROUND

Painted white metal or white acrylic panel.

## PENTAIR LOGO

Full-color vinyl logo applied to white panel.

## LOGO CLEAR SPACE AND ALIGNMENT

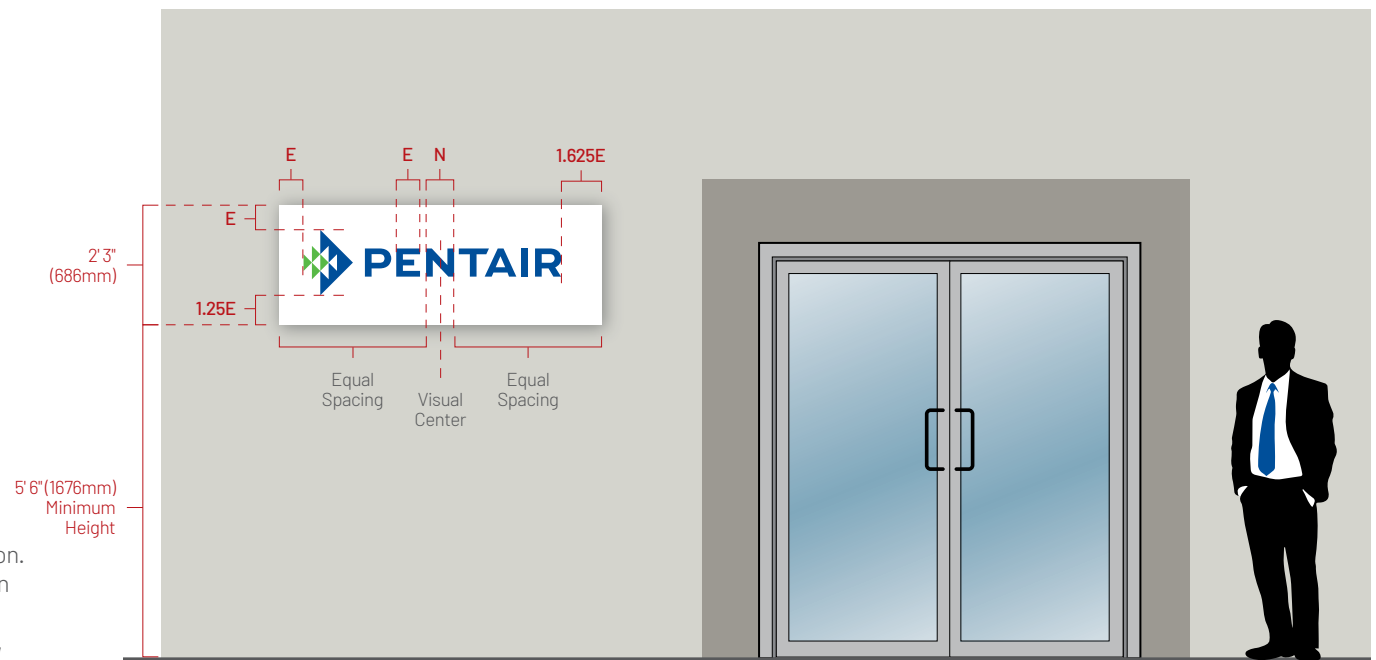
Follow specifications shown here.

## BRAND ASSETS

Only use approved art (logos, icons, etc.) for reproduction. Before using any asset or artwork, please check (within DAM, agency etc) that all rights are available for the intended usage application. For additional information, contact your Assigned Brand Council Member.

## PANEL BUILDING SIGN

### Exterior Usage – ID 2.6



**OUTSIDE ENTRANCE**  
(Size A shown)

## SITES

- All locations

## PLACEMENT

To be mounted on either side of entry door, depending on space available. One sign permitted per entry door.

## DIMENSIONS

	Size A	Size B	Size C
Width:	6' 0" (1829mm)	4' 6" (1372mm)	3' 0" (914mm)
Height:	2' 10" (864mm)	2' 2" (660mm)	1' 6" (457mm)
Depth:	0.25" (6mm)	0.25" (6mm)	0.25" (6mm)

## BACKGROUND

Painted white metal or white acrylic panel

## PENTAIR LOGO

Full-color vinyl logo applied to white panel.

## LOGO CLEAR SPACE AND ALIGNMENT

Follow specifications shown here.

## SECONDARY INFORMATION

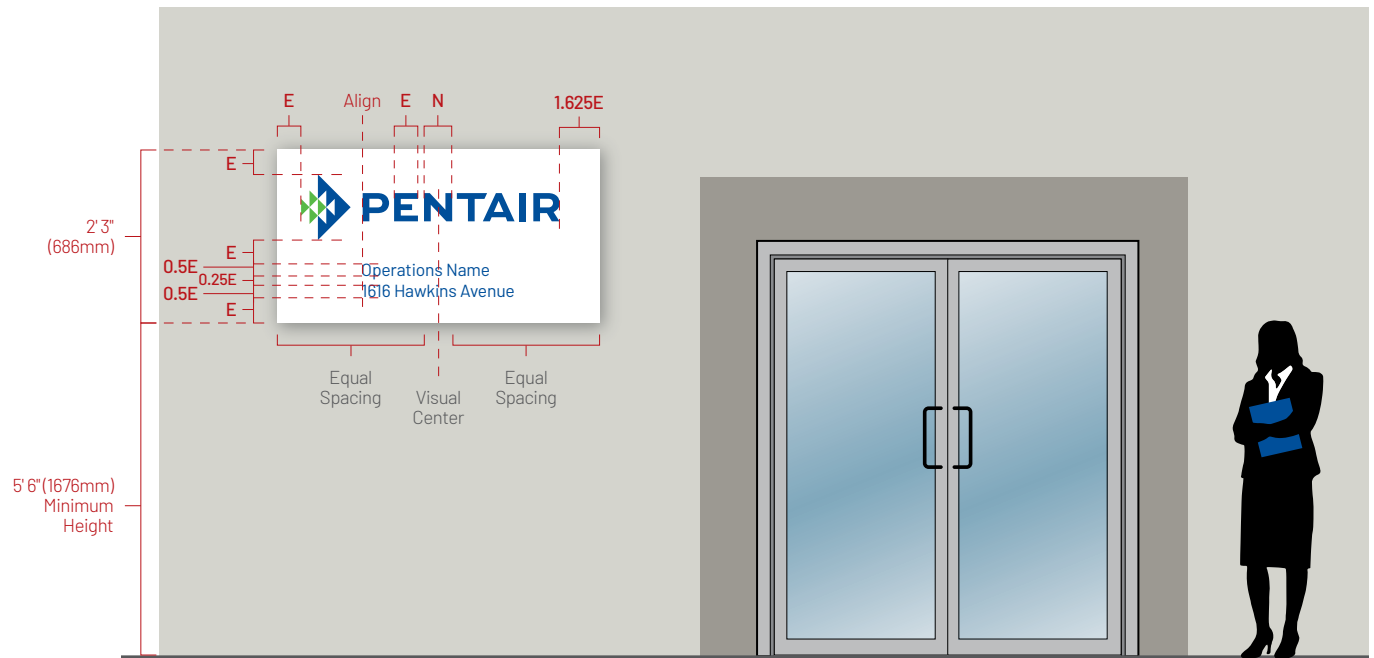
Address in Pentair Blue. Information displayed to be determined by operation and building requirements.

## BRAND ASSETS

Only use approved art (logos, icons, etc.) for reproduction. Before using any asset or artwork, please check (within DAM, agency etc) that all rights are available for the intended usage application. For additional information, contact your Assigned Brand Council Member.

## PANEL BUILDING SIGN (Secondary Information)

### Exterior Usage – ID 2.7



**OUTSIDE ENTRANCE**  
(Size A shown)

SITES

- All locations

PLACEMENT

Individual pieces mounted directly to existing building, either aligning left or right corner depending on need.

DIMENSIONS

Size of individual letters to be determined on area of building facia and top of proposed building.

PENTAIR LOGO

Full-color internally illuminated halo-lit logo with individual components.

LOGO CLEAR SPACE AND ALIGNMENT

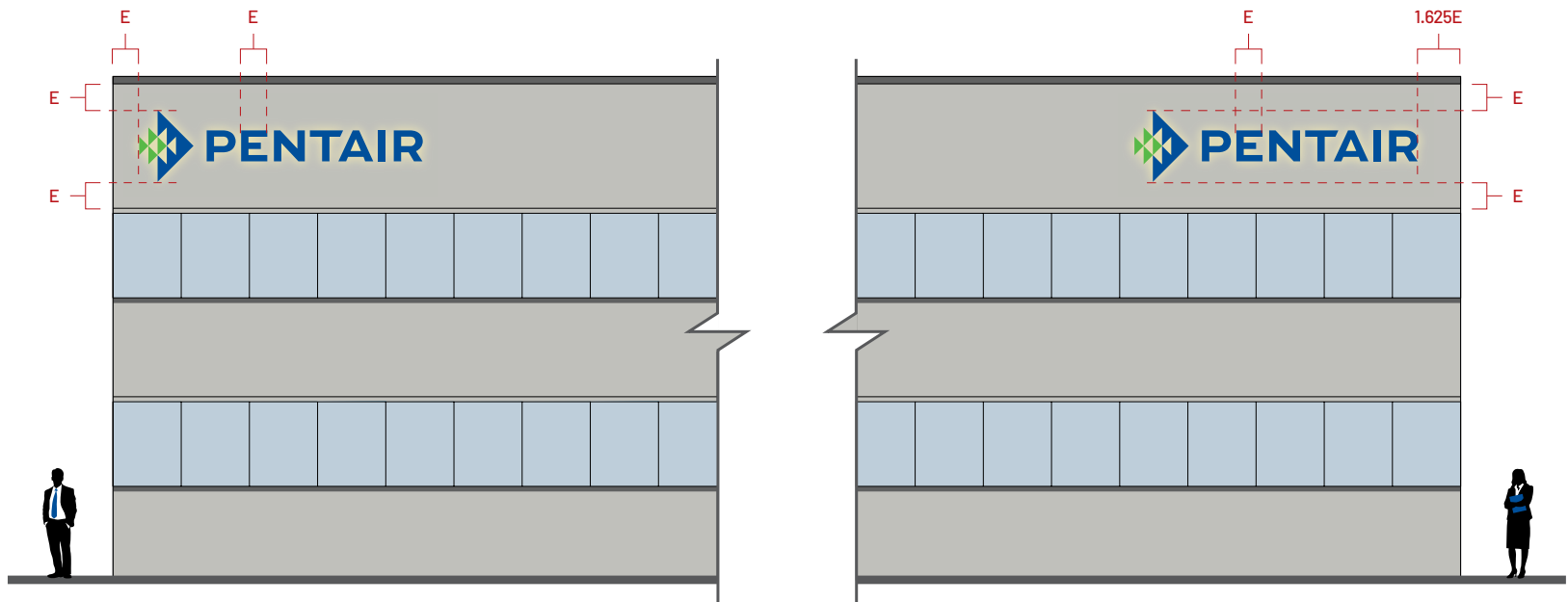
Follow specifications shown here.

BRAND ASSETS

Only use approved art (logos, icons, etc.) for reproduction. Before using any asset or artwork, please check (within DAM, agency etc) that all rights are available for the intended usage application. For additional information, contact your Assigned Brand Council Member.

BUILDING SIGN (Full Color Logo)

Exterior Usage – ID 1.4A



SITES

- Headquarters

PLACEMENT

Individual pieces mounted directly to existing building, either aligning left or right corner depending on need.

DIMENSIONS

Size of individual letters to be determined on area of building facia and top of proposed building.

PENTAIR LOGO

White internally illuminated logo with individual components.

LOGO CLEAR SPACE AND ALIGNMENT

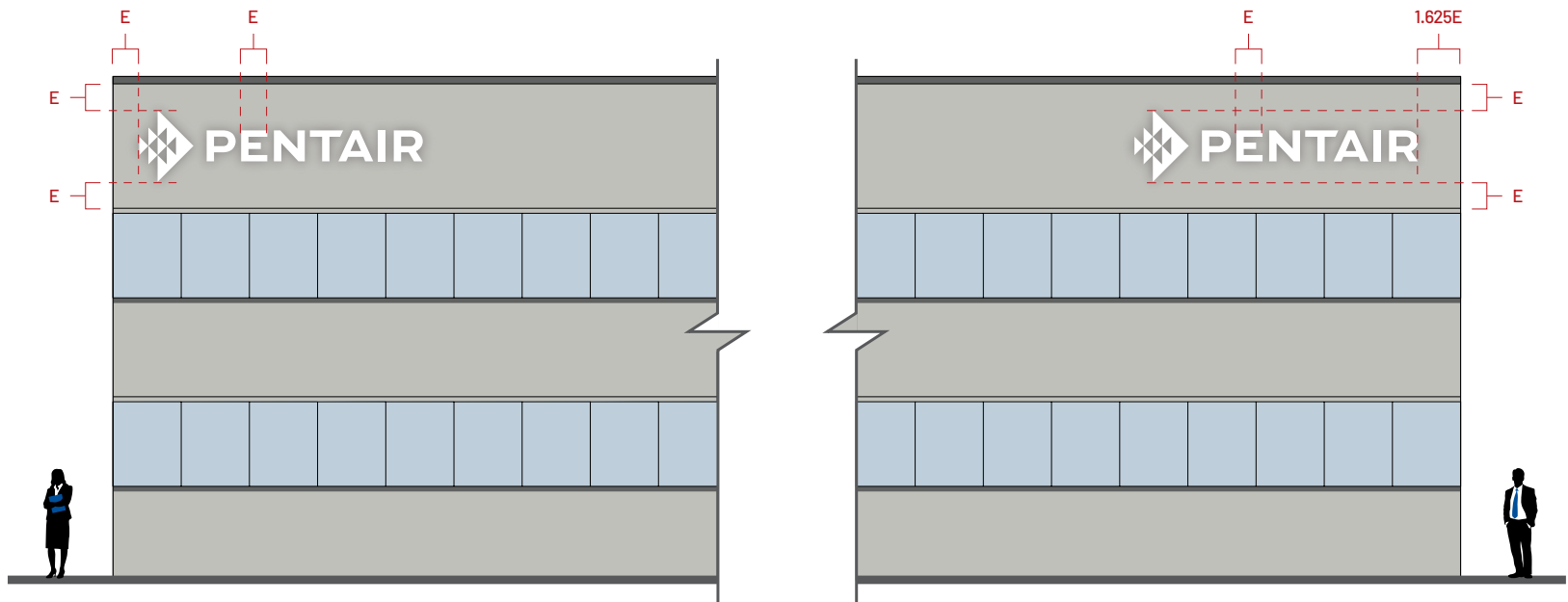
Follow specifications shown here.

BRAND ASSETS

Only use approved art (logos, icons, etc.) for reproduction. Before using any asset or artwork, please check (within DAM, agency etc) that all rights are available for the intended usage application. For additional information, contact your Assigned Brand Council Member.

BUILDING SIGN (White Logo)

Exterior Usage – ID 1.4B





## SITES

- All locations

## PLACEMENT

Individual pieces mounted directly to existing building, either aligning left or right corner depending on need.

## DIMENSIONS

Size of individual letters to be determined on area of building facia and top of proposed building.

## PENTAIR LOGO

Metal internally illuminated halo-lit logo with individual components.

## LOGO CLEAR SPACE AND ALIGNMENT

Follow specifications shown here.

## BRAND ASSETS

Only use approved art (logos, icons, etc.) for reproduction. Before using any asset or artwork, please check (within DAM, agency etc) that all rights are available for the intended usage application. For additional information, contact your Assigned Brand Council Member.

## BUILDING SIGN (Metal Logo)

### Exterior Usage – ID 1.4C

