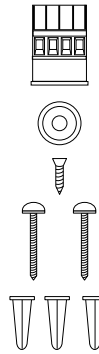


INTELLITOUCH™ PERSONALITY KIT CONTENT DIAGRAM

INDOOR CONTROL PANEL (ICP) PARTS BAG

- Plug (Qty. 1)
- Mounting Sheave (Qty. 1)
- Screw, Flathead (Qty. 1)
- Screw, Panhead (Qty. 2)
- Wall Anchors (Qty. 3)



1 Indoor Control Panel (ICP) w/Parts Bag
OR
MobileTouch® Handheld (Mobi®)

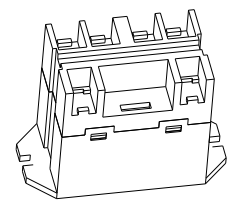
2 Outdoor Control Panel

3 IntelliTouch™ Manuals

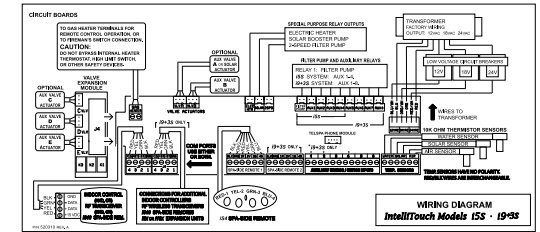


10 Relays

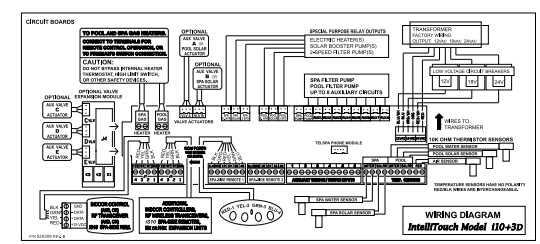
- i5, i5S: None
- i7+3: Qty. 2
- i9+3, i9+3S: Qty. 4
- i10+3D: Qty. 5



4 Wiring Diagram label
i5, i7+3, i9+3: See door
i5S / i9+3S: Included



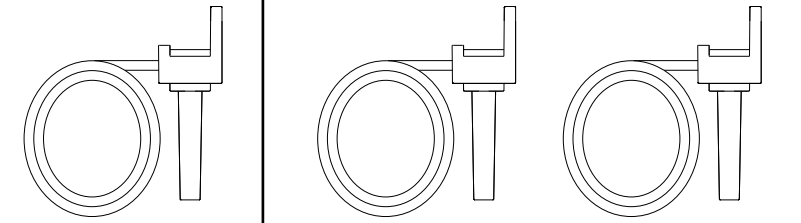
i10+3D: Included



9 Temperature Sensors ALL MODELS

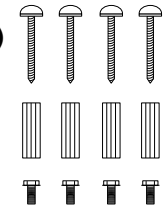
- WATER SENSOR ~ Long Cable (Qty. 1) INCLUDING O-RING AND HOSE CLAMP
- AIR SENSOR ~ Short Cable (Qty. 1)

i10+3D ONLY
Additional WATER SENSOR Long Cable (Qty. 1)

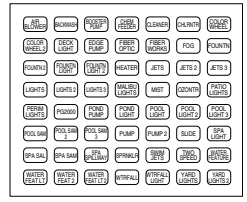


MOBILETOUCH PARTS BAG

- Screw, Panhead (Qty. 4)
- Wall Anchors (Qty. 4)
- Relay Screws (Qty. 0, 4, 8, or 10)



Label Sheet (Qty. 1)

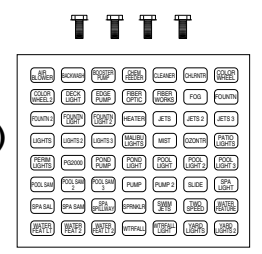


8 LC or Mobi® Parts Bag

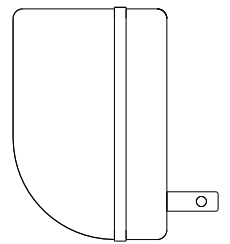
LOAD CENTER (LC) PARTS BAG

- Relay Screws (Qty. 0, 4, 8, or 10)

Label Sheet (Qty. 1)



7 Recharging Transformer (Mobi® only)



6 Actuators Qty. 2
i5, i7+3, i9+3 - ONLY

5 Transceiver (Mobi® only)

