

STA-RITE® JP Series Signature 2000®

Composite, 5 and 7 GPM TrimLine™



POWERED BY
PENTEK®



Precision-engineered, corrosion-resistant Signature 2000®

Composite Pumps in 5 and 7 GPM deliver efficient, dependable performance even in rough, aggressive water. Heads to over 850 feet and capacities to 10 GPM. Built to deliver long-term, trouble-free service.

These pumps feature the proven SignaSeal™ staging system. Floating stack design resists sand and reduces sand locking.

The 5 and 7 GPM models are the smaller 3-3/4" diameter TrimLine.

APPLICATIONS

Water systems...for residential, industrial, commercial, multiple housing and farm use.

SPECIFICATIONS

Shell: Stainless steel

Discharge: Fiberglass-reinforced thermoplastic

Discharge Bearing: Nylatron®

Intermediate Bearing: (On larger units) polycarbonate, nitrile rubber and stainless steel

Impellers: Acetal

Diffusers: Polycarbonate

Suction Caps: Polycarbonate with stainless steel insert

Thrust Pads: Proprietary spec.

Shaft and Coupling : Stainless steel

Intake: Fiberglass-reinforced thermoplastic

Intake Screen: Polypropylene

Cable Guard: Stainless steel

Agency Listings: CSA

Check Valve: Spring-loaded check valve

FEATURES

Proven Staging System:

Our proven SignaSeal staging system incorporates a harder-than-sand ceramic wear surface that when incorporated with our floating impeller design, greatly reduces problems with abrasives, sand lock-up and running dry.

Discharge: Corrosion-resistant fiberglass-reinforced thermoplastic for durability in aggressive water. Large octagon wrench area for ease of installation.

Discharge Bearing: Exclusive self-lubricating Nylatron bearing resists wear from sand.

Intake: Corrosion-resistant fiberglass-reinforced thermoplastic for durability in aggressive water.

Shaft: Positive drive from 7/16" hexagonal heavy-duty 300 grade stainless steel.

Coupling: Stainless steel press fit to pump shaft. Couples to all standard NEMA motors.

Shell: Crimped shell.

Hardware: All screws, washers and nuts are corrosion-resistant 300 grade stainless steel.

Check Valve: Spring-loaded check valve.

Cable Guard: Corrosion-resistant stainless steel guard protects motor leads. Tapered ends prevent pump from catching on well.

Intake Screen: Molded-in screen.

Pentek® XE Series™ Motor:

2 and 3 wire NEMA standard all stainless construction water-filled motors.

Pentair trademarks and logos are owned by Pentair plc or its affiliates. All other third party registered and unregistered trademarks and logos are the property of their respective owners.

STA-RITE® JP Series Signature 2000®

Composite, 5 and 7 GPM TrimLine™

ORDERING INFORMATION															
GPM	MOTOR TYPE	HP	STGS.	PH†	VOLT	ASSEMBLED PUMP			PUMP END			MOTOR		CONTROL BOX	
						CATALOG NUMBER	LENGTH INCHES*	WEIGHT POUNDS*	CATALOG NUMBER	LENGTH INCHES*	WEIGHT POUNDS*	CATALOG NUMBER	WEIGHT POUNDS*	CATALOG NUMBER	WEIGHT POUNDS*
5	2 WIRE	1/2	14	1	115	S5P4JP05121	28	28	L5P4CJL	18	12	P42B0005A1	19		
		1/2	14	1	230	S5P4JP05221	28	28	L5P4CJL	18	12	P42B0005A2	19		
		3/4	19	1	230	S5P4JP07221	33	34	L5P4DJL	22	15	P42B0007A2	23		
		1	22	1	230	S5P4JP10221	37	39	L5P4EJL	26	17	P42B0010A2	25		
	3 WIRE	1/2	13	1	115	S5P4JP05131	27-1/2	29	L5P4CJL	18	12	P43B0005A1	19	SMC-IR0511	4
		1/2	14	1	230	S5P4JP05231	28	28	L5P4CJL	18	12	P43B0005A2	18	SMC-CR0521	4
		3/4	19	1	230	S5P4JP07231	33	34	L5P4DJL	22	15	P43B0007A2	21	SMC-CR0721	4
		1	22	1	230	S5P4JP10231	37	39	L5P4EJL	26	17	P43B0010A2	23	SMC-CR1021	4
		1	22	3	230				L5P4EJL	25-1/4	17	P43B0010A3	23		
		1	22	3	460				L5P4EJL	25-1/4	17	P43B0010A4	23		
7	2 WIRE	1/2	11	1	115	S7P4JP05121	26	27	L7P4CJL	16	11	P42B0005A1	19		
		1/2	11	1	230	S7P4JP05221	26	27	L7P4CJL	16	11	P42B0005A2	19		
		3/4	15	1	230	S7P4JP07221	30	32	L7P4DJL	19	13	P42B0007A2	23		
		1	18	1	230	S7P4JP10221	34	37	L7P4EJL	22	15	P42B0010A2	25		
		1-1/2	22	1	230	S7P4JP15221	43	47	L7P4FJL	28	21	P42B0015A2	29		
	3 WIRE	1/2	10	1	115	S7P4JP05131	25-1/2	27	L7P4CJL	16	12	P43B0005A1	19	SMC-IR0511	4
		1/2	11	1	230	S7P4JP05231	26	27	L7P4CJL	16	11	P43B0005A2	18	SMC-CR0521	4
		3/4	15	1	230	S7P4JP07231	29	32	L7P4DJL	19	13	P43B0007A2	21	SMC-CR0721	4
		1	17	3	230				L7P4EJL	22	17	P43B0010A3	23	SMC-CR1021	4
		1	17	3	460				L7P4EJL	22	17	P43B0010A4	23		
		1-1/2	22	1	230	S7P4JP15231	41	44	L7P4FJL	27-1/4	21	P43B0015A2	27		
		1-1/2	22	3	230				L7P4FJL	27-1/4	21	P43B0015A3	23	SMC-CR1521	7
		1-1/2	22	3	460				L7P4FJL	27-1/4	21	P43B0015A4	23		

†For all Pentek XE series three-phase motor options, see page 65.

*Length and Weight are approximate.

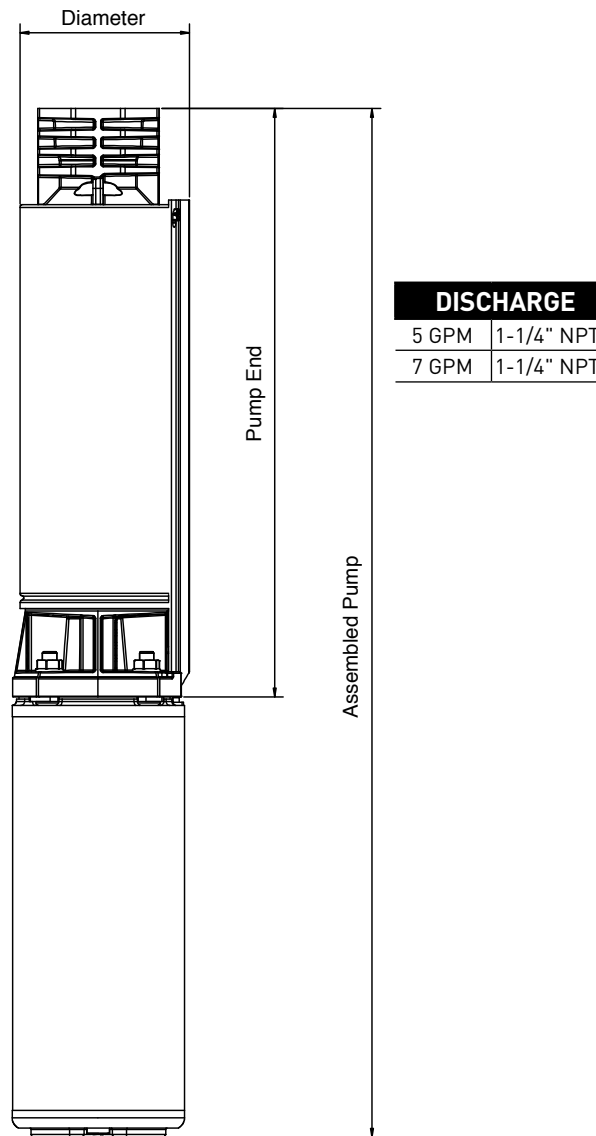
TrimLine™ version maximum outside diameter is 3-3/4". Standard version maximum outside diameter is 3-7/8".

NOTE: Motor, Control Box or Magnetic Starter must be ordered separately. Discharge NPT is 1-1/4".

STA-RITE® JP Series Signature 2000®

Composite, 5 and 7 GPM TrimLine™

OUTLINE DIMENSIONS

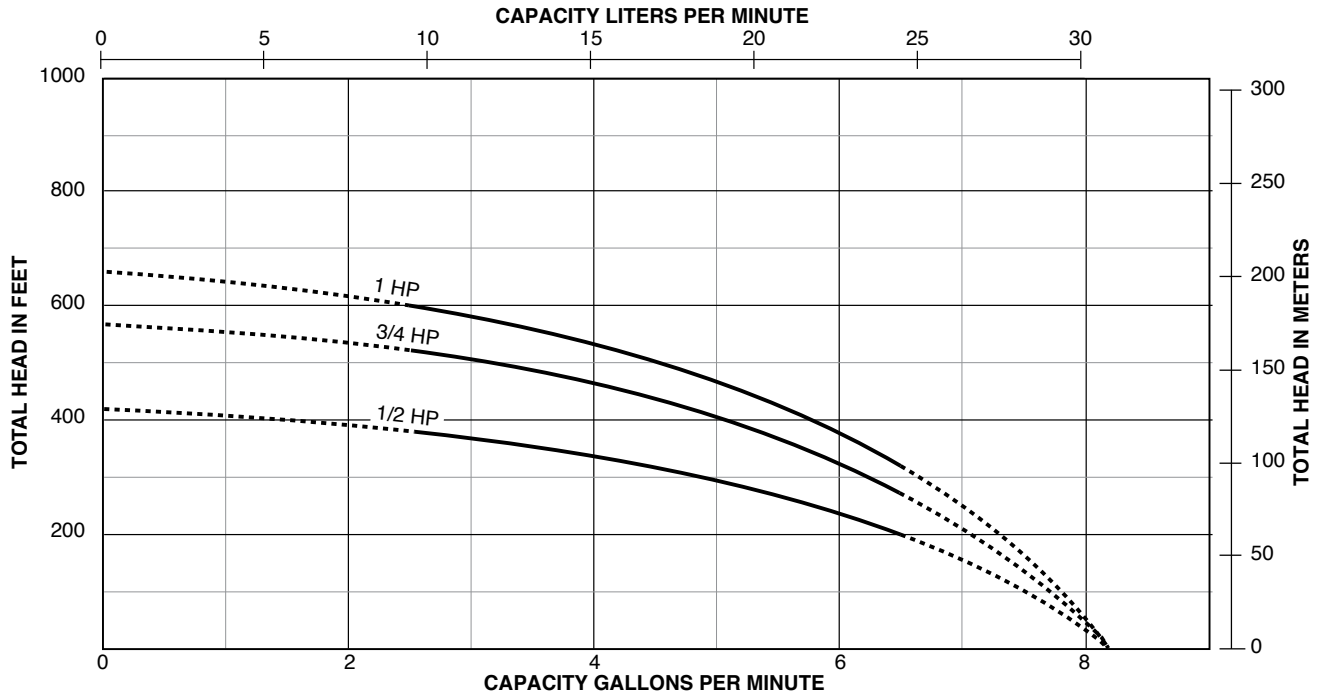


For dimensions, refer to Ordering Information table.
Dimensions (in inches) are for estimating purposes only.

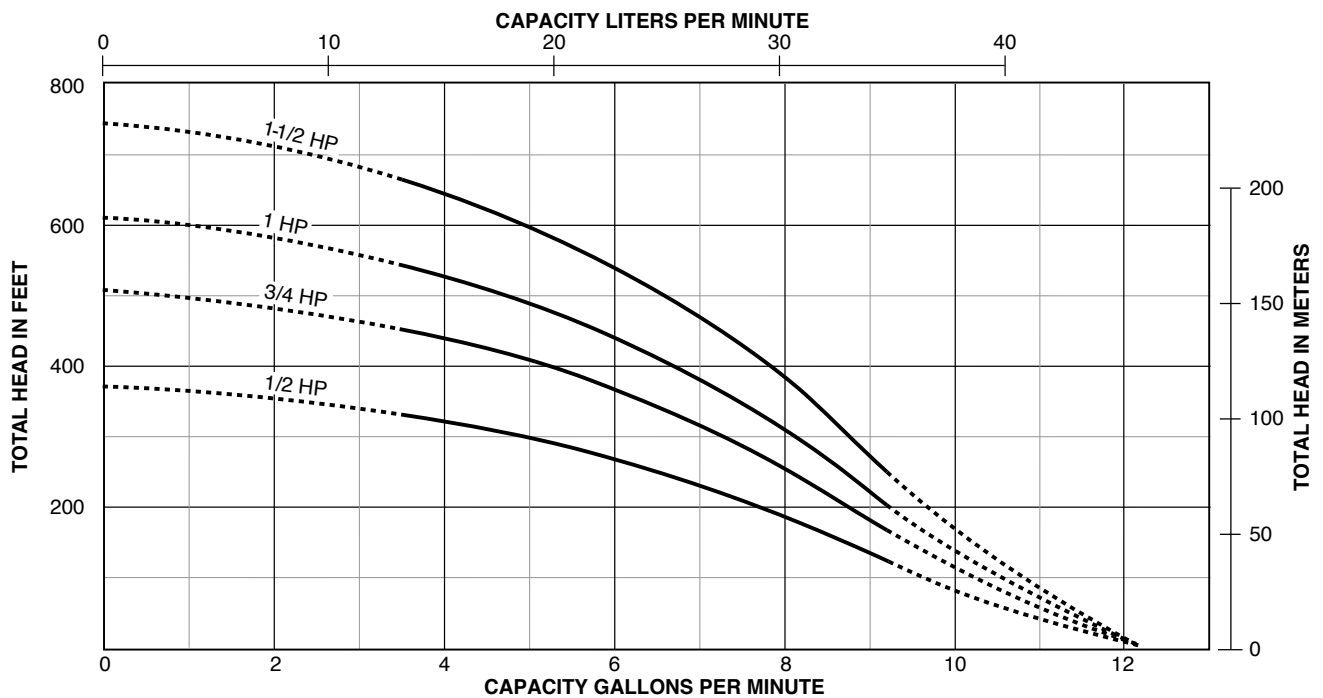
STA-RITE® JP Series Signature 2000®

Composite, 5 and 7 GPM TrimLine™

PUMP PERFORMANCE: 5 GPM



PUMP PERFORMANCE: 7 GPM



Tested and rated in accordance with Water Systems Council Standards.

NOTE: Pumps installed with a Pro-Source® tank require a 100 PSI relief valve. Pumps installed with a conventional tank require a 75 PSI relief valve. Relief valve must be capable of relieving entire flow of pump at relief pressure.

STA-RITE® JP Series Signature 2000®

Composite, 5 and 7 GPM TrimLine™



US: 293 WRIGHT STREET, DELAVAN, WI 53115 WWW.STA-RITE.COM PH: 888-782-7483 ORDERS FAX: 800-426-9446
CANADA: 490 PINEBUSH ROAD, UNIT 4, CAMBRIDGE, ONTARIO N1T 0A5 PH: 800-363-7867 ORDERS FAX: 888-606-5484
Because we are continuously improving our products and services, Pentair reserves the right to change specifications without prior notice.